



### Features


- ◇ For RF SAW filter
- ◇ Single-ended operation
- ◇ Ceramic Surface Mount Package
- ◇ Small size
- ◇ No matching required for operation at 50Ω
- ◇ RoHS compliant (2002/95/EC), Pb-free

### Specifications

Parameter		Unit	Minimum	Typical	Maximum
Center Frequency		MHz	-	874.55	-
Insertion Loss		dB	-	1.7	3.5
1.5 dB Bandwidth		MHz	9.2	15.12	-
Passband Variation(870~879.1MHz)		dB	-	0.4	1.5
Absolute Delay		usec	-	0.06	-
Input/Output VSWR(870~879.1MHz)		-	-	1.27/1.22	2.5
Ultimate Rejection	0~850MHz	dB	35	44	-
	850~859MHz	dB	10	40	-
	888~893MHz	dB	10	12	-
	893~902MHz	dB	30	32	-
	902~2000MHz	dB	34	39	-
Material Temperature coefficient		KHz/°C	-27.99		
Substrate Material		-	42LT		
Ambient Temperature		°C	25		
Operating Temperature Range		°C	-40	-	+85
Storage Temperature Range		°C	-45	-	+105
DC Voltage		V	0		
Input Power		dBm	-	-	10
ESD Class		-	1A		
Package Size		SMD3.8*3.8			

#### Notes:

1. All specifications are based on the test circuit shown;
2. In production, all specifications are measured by Agilent Network analyzer and full 2 port calibration at room temperature;
3. Electrical margin has been built into the design to account for the variations due to temperature drift and manufacturing tolerances;
4. This is the optimum impedance in order to achieve the performance show.

	<b>SIPAT Co., Ltd.</b> ( CETC No.26 Research Institute ) #14 Nanping Huayuan Road, Chongqing, China, 400060	Part Number	LBT87502	
		Rev. Date	2008-07-29	
		Ver.	1.0	Page

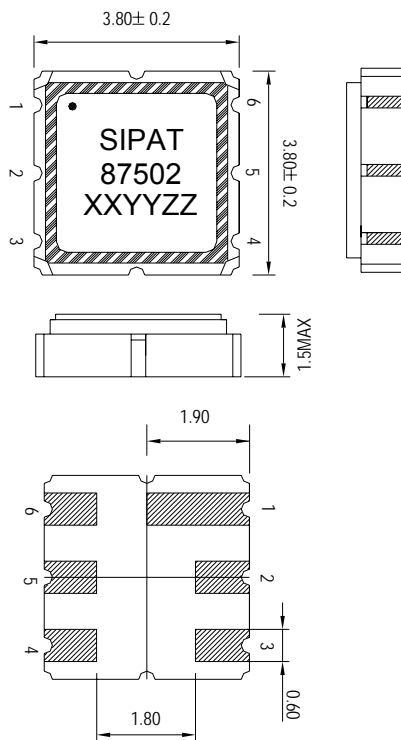
### Matching Configuration



Source/Load Impedance=50 ohm

Notes - Component values may change depending on board layout.

### Package Dimension



#### Pad Configuration:

Input: 2  
Output: 5  
Ground: All Others

#### Marking Configuration:

- 1) •: Pad Number 1 Index
- 2) SIPAT: Manufacturer Name
- 3) 87502: Part Number
- 4) XXYY: Date(Year/month)
- 5) ZZ: Identified Code

Package: SMD3.8\*3.8

Unit: mm



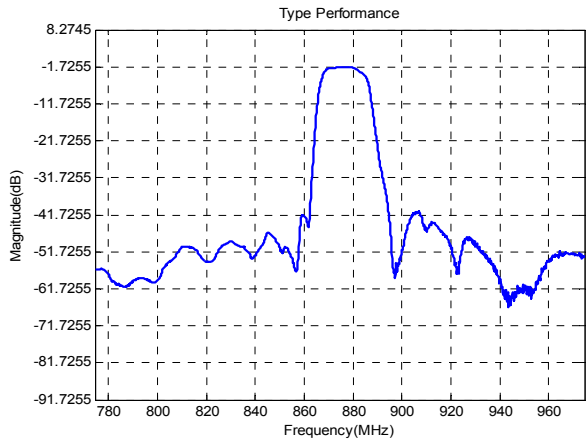
**SIPAT Co., Ltd.**  
( CETC No.26 Research Institute )  
#14 Nanping Huayuan Road,  
Chongqing, China, 400060

Part Number	LBT87502	
Rev. Date	2008-07-29	
Ver.	1.0	Page 2/3



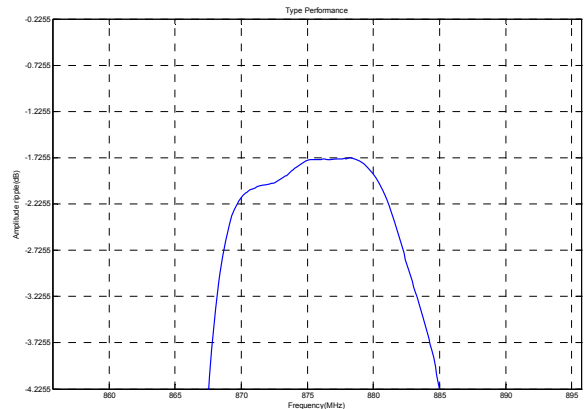
Typical Performance

Frequency Respond



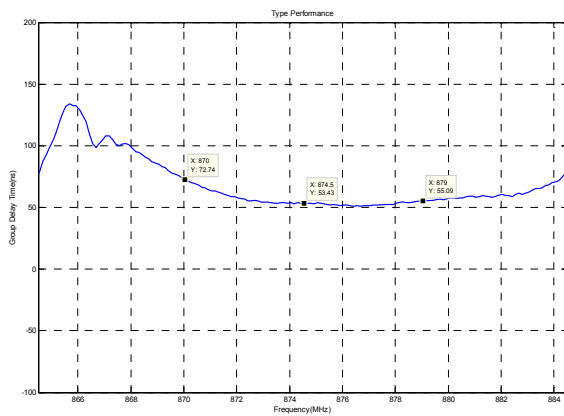
Horizontal: 20MHz/Div Vertical: 10dB/Div

Passband Respond



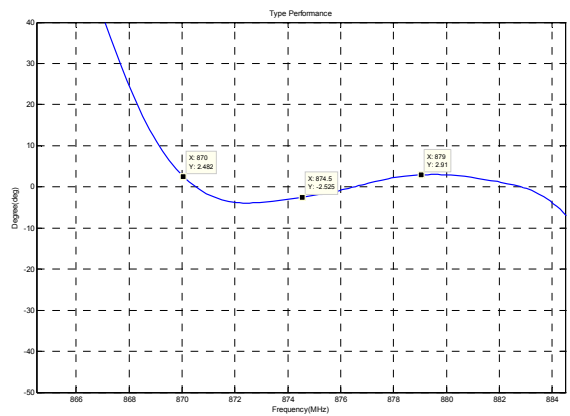
Horizontal: 5MHz/Div Vertical: 0.5dB/Div

Group Delay Variation( $f_0 \pm 4.5\text{MHz}$ )



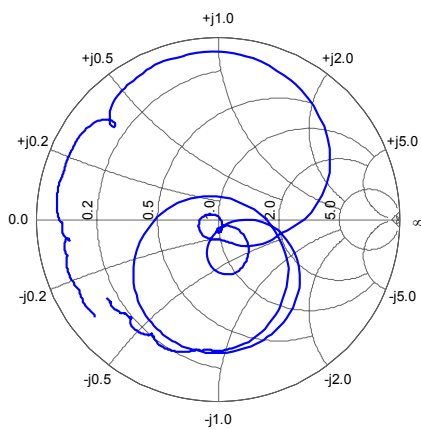
Horizontal: 2MHz/Div Vertical: 50ns/Div

Phase Linearity( $f_0 \pm 4.5\text{MHz}$ )

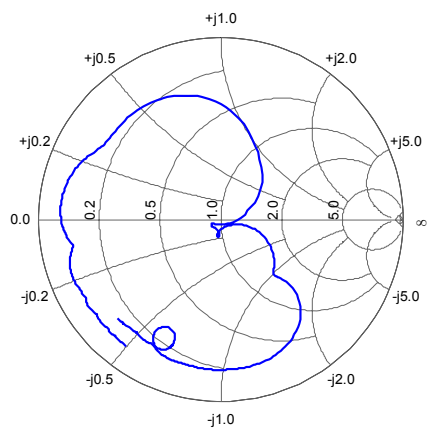


Horizontal: 2MHz/Div Vertical: 10deg/Div

Smith Chart S11



Smith Chart S22



SIPAT Co., Ltd.  
( CETC No.26 Research Institute )  
#14 Nanping Huayuan Road,  
Chongqing, China, 400060

Part Number	LBT87502	
Rev. Date	2008-07-29	
Ver.	1.0	Page 3/3