



## WCDMA 双工耦合单元

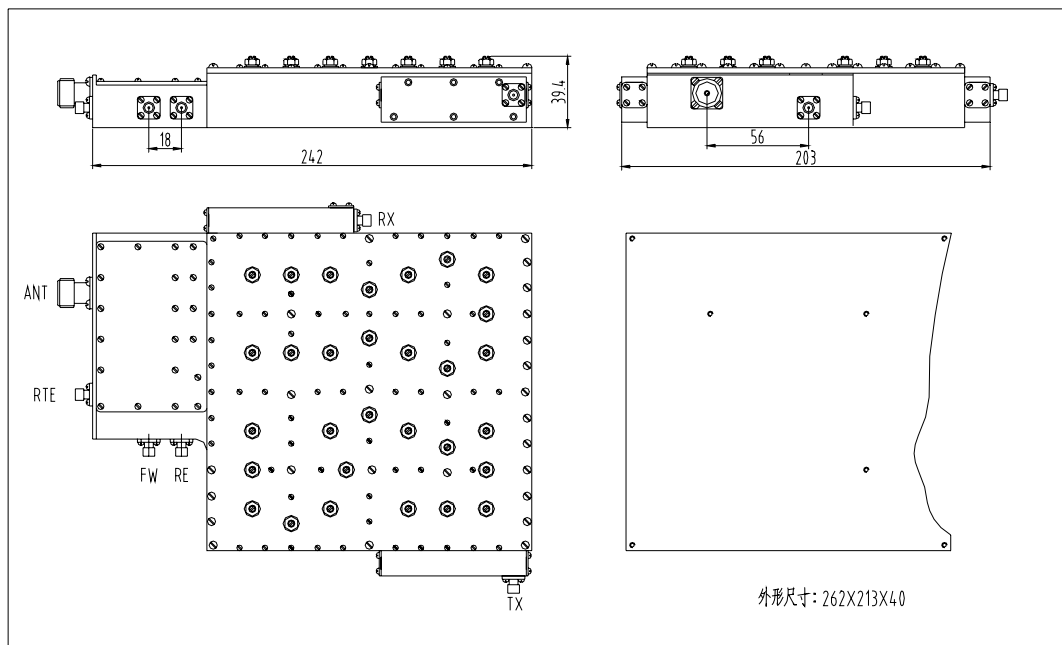

### Duplexer-Coupler Unit for WCDMA

#### 1. Specifications

技术指标 Specifications	SDCU-20/60	
	接收 Rx	发射 Tx
工作频率(MHz) Operating Frequency	1920-1980MHz	2110-2170MHz
插入损耗(dB) Insertion Loss	≤1.1dB	
带内波动(dB) In Band Ripple	≤0.6dB	
带外抑制(dB) Out Band Attenuation	≥50 dB@DC-1900MHz	≥80 dB@DC-1920MHz
	≥50 dB@f0±50MHz	≥50 dB@ f0±50MHz
	≥90 dB@2110-2170MHz	≥90 dB@1920-1980MHz
	≥50 dB@2180-12750MHz	≥50 dB@2190-12750MHz
回波损耗(dB) Return Loss	≥18dB	
耦合度 Coupling	30dB±1dB	
方向性 Directionality	≥20dB	
功率容量 Power Capacity	150W	
体积 Dimension	242 mm×203mm×40mm	
端口 Connector	SMA-KF, N-KF	

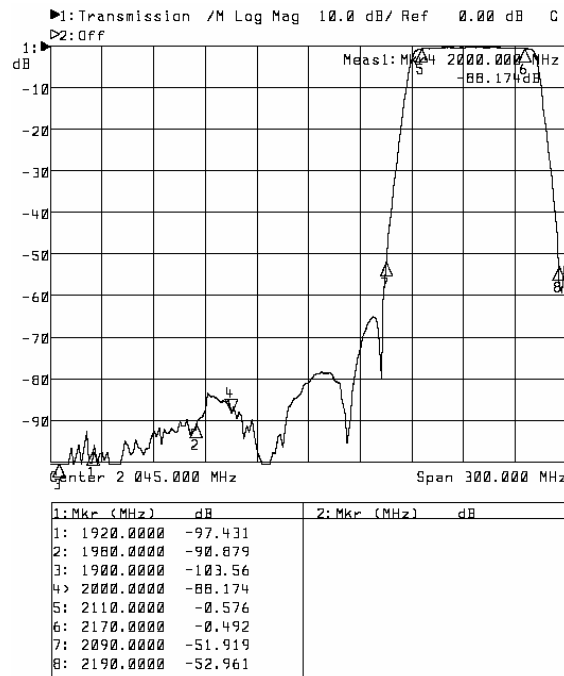
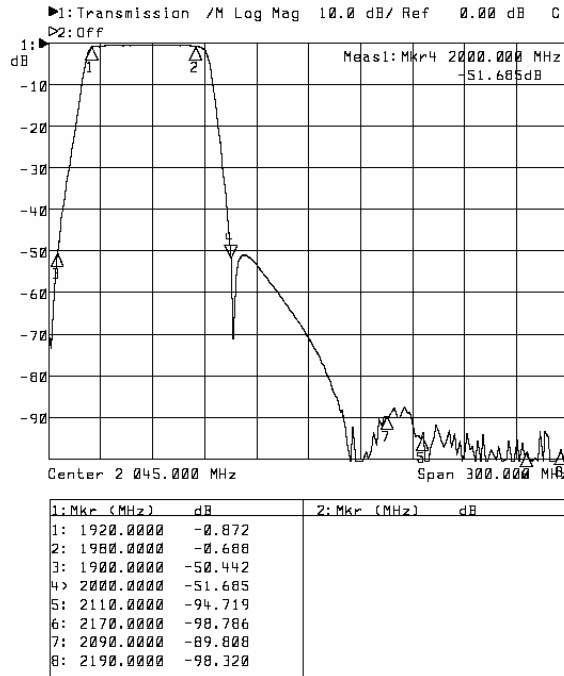


## 2. Package





### 3. Typical Performance



用途：第三代移动通信（3G）基站，天线