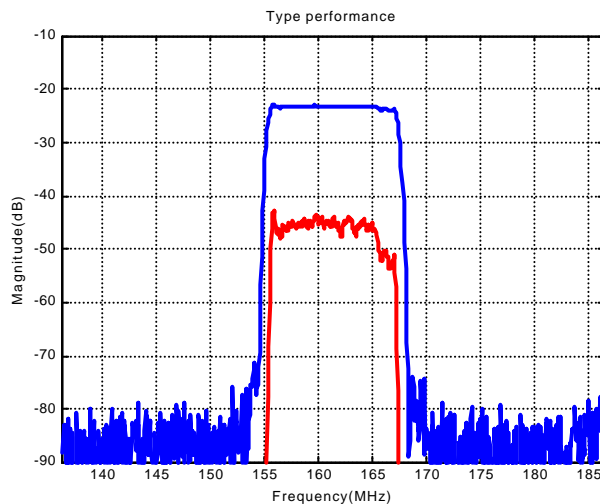


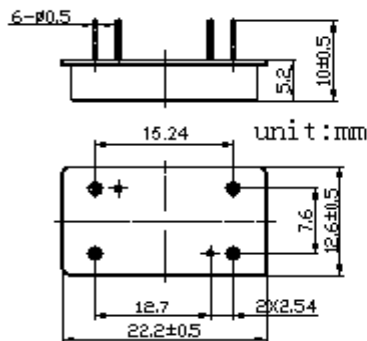


12/161.25 SAW Filter Electrical Characteristic

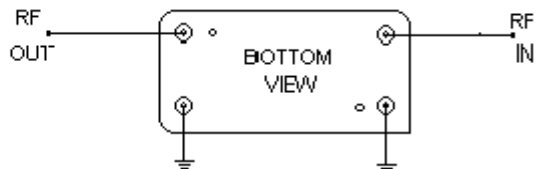
| Parameter | Unit | Minimum | Typical | Maximum |
|---------------------|---------------------------------------|---------|---------|---------|
| Center Frequency | MHz | 161.15 | 161.25 | 161.35 |
| Insertion Loss | dB | | 22.5 | 27 |
| 3dB Bandwidth | MHz | 11.90 | 12.00 | |
| 50dB Bandwidth | MHz | | 13.67 | 14 |
| Passband variation | dB | | 0.9 | 1.2 |
| Absolute Delay | usec | | 2.48 | |
| Ultimate Rejection | dB | 50 | 55 | |
| Substrate Material | | YZLN | | |
| Ambient Temperature | ° C | 25 | | |
| Package Size | DIP2212 (22.2x12.6x5mm ³) | | | |



12/161.25 SAW Filter Typical Performance



Package Outline



Source/Load Impedance=50ohm

Matching Configurate