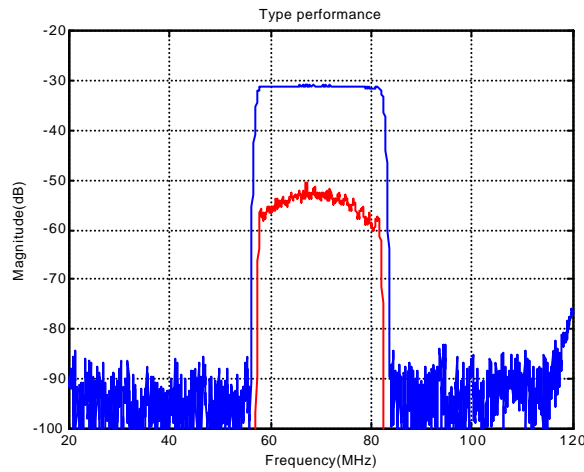


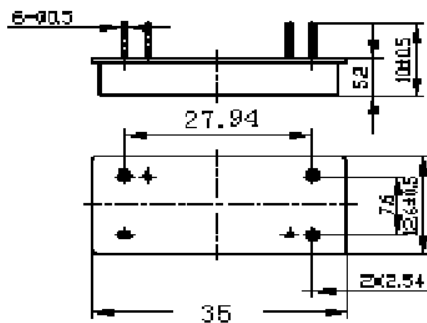


## 25/70 SAW Filter Electrical Characteristic

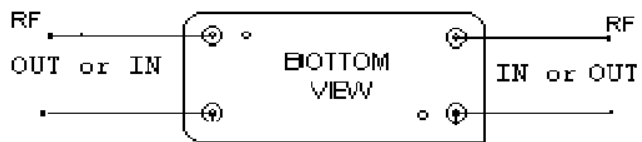
Parameter	Unit	Minimum	Typical	Maximum
Center Frequency	MHz	69.95	70	70.05
Insertion Loss	dB		30.8	34
3 dB Bandwidth	MHz	24.85	24.94	
20 dB Bandwidth	MHz		26.5	26.7
30 dB Bandwidth	MHz		27.0	27.2
40 dB Bandwidth	MHz		27.3	27.5
Passband Variation	dB		0.8	1.2
Absolute Delay	usec		1.98	
Ultimate Rejection	dB	45	50	
Substrate Material		YZ LN		
Ambient Temperature	C	25		
Package Size	DIP3512(35.0 × 12.6 × 5.2mm <sup>3</sup> )			



25/70 SAW Filter Typical Performance



Package Outline



Source/Load Impedance=50ohm  
Matching Configurate

Package