



Features


- ◇ For IF SAW filter
- ◇ High attenuation
- ◇ Single-ended operation
- ◇ Dual In-line Package
- ◇ RoHS compliant (2002/95/EC), Pb-free

Specifications

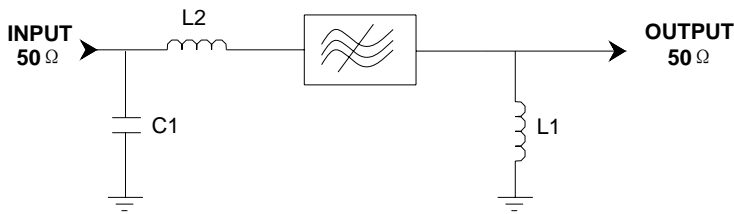
Parameter	Unit	Minimum	Typical	Maximum
Center Frequency	MHz	-	140	-
Insertion Loss	dB	-	28.6	30
2 dB Bandwidth	MHz	75	77.15	-
3 dB Bandwidth	MHz	76	77.87	-
35 dB Bandwidth	MHz	-	84.19	85
Passband Variation	dB	-	0.8	2
Absolute Delay	usec	-	1.06	-
Ultimate Rejection	@f0±40MHz	dB	8	-
	@f0±50MHz	dB	40	-
Material Temperature coefficient	KHz/°C	-13.16		
Substrate Material	-	YZ LN		
Ambient Temperature	°C	25		
Operating Temperature Range	°C	-40	-	+85
Storage Temperature Range	°C	-45	-	+105
DC Voltage	V	0		
Input Power	dBm	-	-	10
ESD Class	-	1A		
Package Size	DIP2212 (22.2x12.8x4.7mm3)			

Notes:

1. All specifications are based on the test circuit shown;
2. In production, all specifications are measured by Agilent Network analyzer and full 2 port calibration at room temperature;
3. Electrical margin has been built into the design to account for the variations due to temperature drift and manufacturing tolerances;
4. This is the optimum impedance in order to achieve the performance show.

	SIPAT Co., Ltd. (CETC No.26 Research Institute) #14 Nanping Huayuan Road, Chongqing, China, 400060	Part Number	LB140DS33	
		Rev. Date	2008-06-17	
		Ver.	1.0	Page

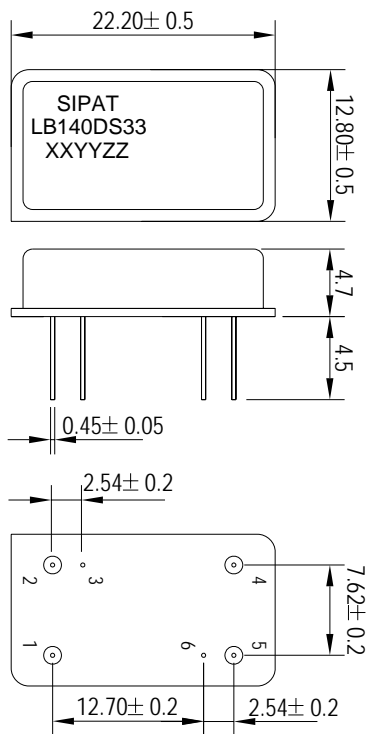
Matching Configuration



L1=18nH L2=5nH
C1=39pF
Source/Load Impedance=50 ohm

Notes - Component values may change depending on board layout.

Package Dimension



Pad Configuration:

Input: 1
Output: 5
Ground: All Others

Marking Configuration:

- 1) SIPAT: Manufacturer Name
- 2) LB140DS33: Part Number
- 3) XXYY: Date(Year/month)
- 4) ZZ: Identified Code

Package: DIP2212

Unit: mm

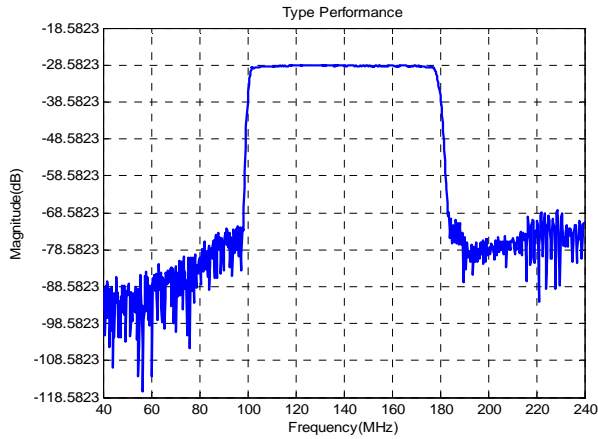


SIPAT Co., Ltd.
(CETC No.26 Research Institute)
#14 Nanping Huayuan Road,
Chongqing, China, 400060

Part Number	LB140DS33	
Rev. Date	2008-06-17	
Ver.	1.0	Page 2/3

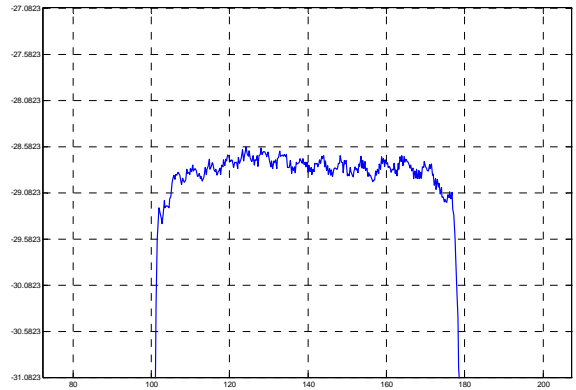
Typical Performance

Frequency Respond



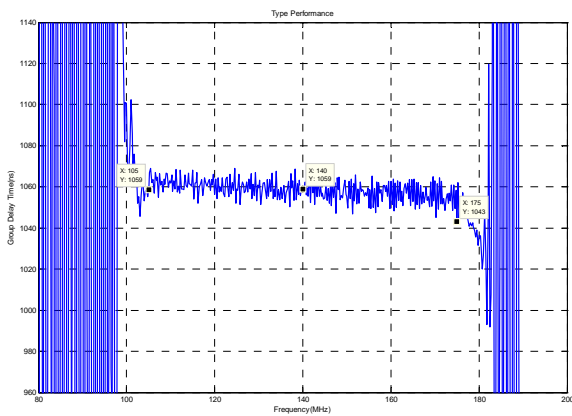
Horizontal: 20MHz/Div Vertical: 10dB/Div

Passband Respond



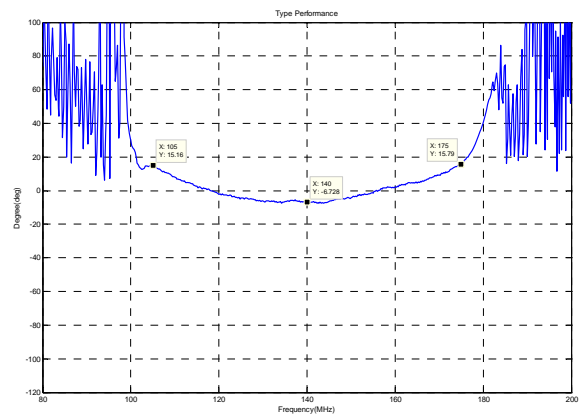
Horizontal: 20MHz/Div Vertical: 0.5dB/Div

Group Delay Variation($f_0 \pm 35$ MHz)



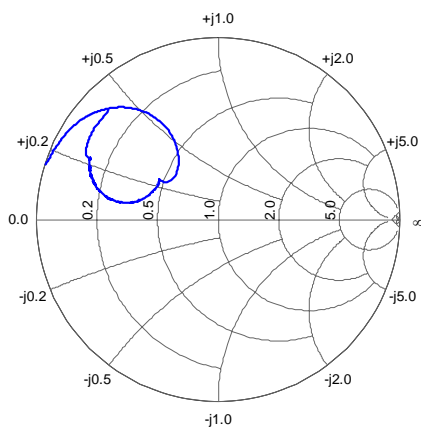
Horizontal: 20MHz/Div Vertical: 20ns/Div

Phase Linearity($f_0 \pm 35$ MHz)

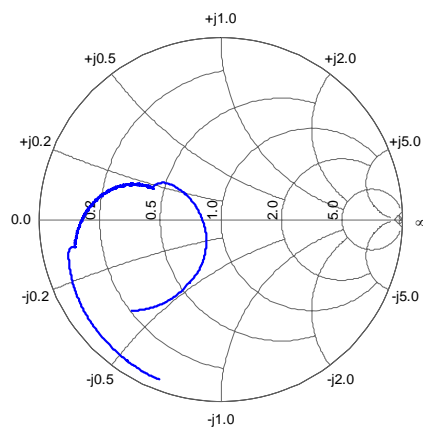


Horizontal: 20MHz/Div Vertical: 20deg/Div

Smith Chart S11



Smith Chart S22



SIPAT Co., Ltd.
(CETC No.26 Research Institute)
#14 Nanping Huayuan Road,
Chongqing, China, 400060

Part Number	LB140DS33	
Rev. Date	2008-06-17	
Ver.	1.0	Page 3/3