

Specifications

Parameter	Unit	Minimum	Typical	Maximum
Center Frequency	MHz	69.85	70	70.15
Insertion Loss	dB		22	23
3 dB Bandwidth	MHz	7.45	7.5	
$F0 \pm (7.5/2 + 0.4)$ MHz	dBc	35	40	
$F0 \pm (7.5/2 + 0.6)$ MHz	dBc	45	50	
$F0 \pm (7.5/2 + 1)$ MHz	dBc	50	55	
$F0 \pm (7.5/2 + 5)$ MHz	dBc	55	57	
Absolute delay	usec		3.824	4.5
Passband Variation	dB		0.8	1
Ultimate Rejection	dB	55	57	-
Substrate Material		YZ-LiNbO ₃		
Ambient Temperature	°C	25		
Package Size	DIP3512 (35.0x12.8x4.7mm ³)			

Notes:


1. All specifications are based on the test circuit shown
2. In production, devices will be tested at room temperature to a guardbanded specification to ensure electrical compliance over temperature
3. Electrical margin has been built into the design to account for the variations due to temperature drift and manufacturing tolerances
4. This is the optimum impedance in order to achieve the performance shown

Matching Configuration

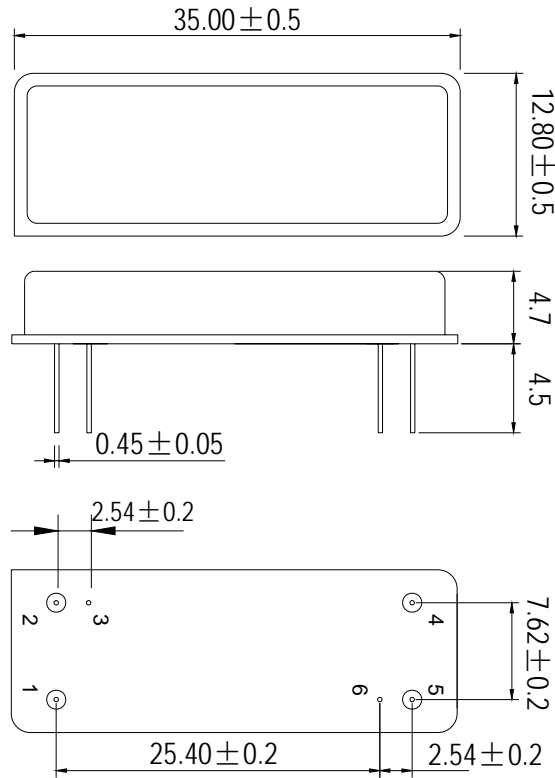


Source/Load Impedance=50 ohm

Notes - Component values may change depending on board layout.

	SIPAT Co., Ltd. (CETC No. 26 Research Institute) Nanping Huayuan Road No. 14 Chongqing, China, 400060	Part Number	SP LBN07084	
		Rev. Date	2004-11-19	
		Rev.	1.0	Page 1/3

Package Dimension

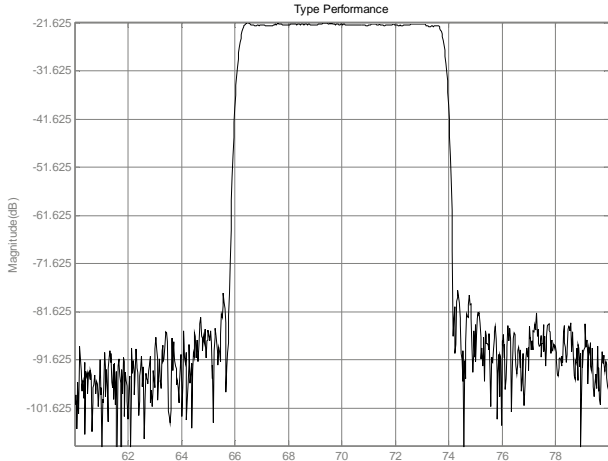


SIPAT Co., Ltd.
(CETC No. 26 Research Institute)
Nanping Huayuan Road No. 14
Chongqing, China, 400060

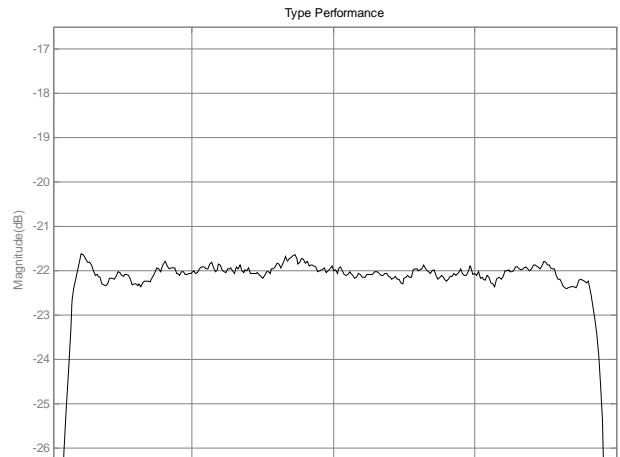
Part Number	SP LBN07084	
Rev. Date	2004-11-19	
Rev.	1.0	Page 2/3

Typical Performance

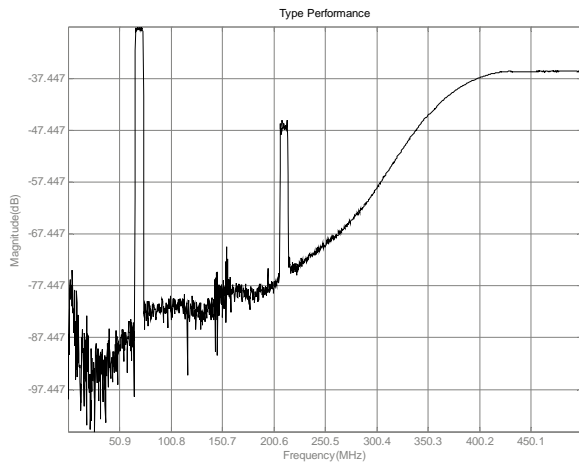
Frequency Response



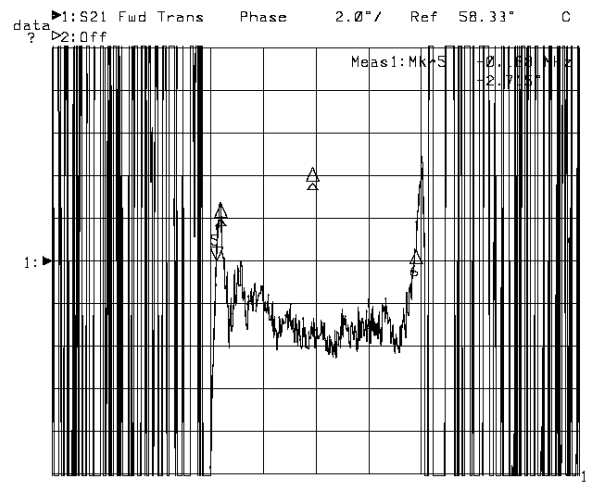
Passband Response



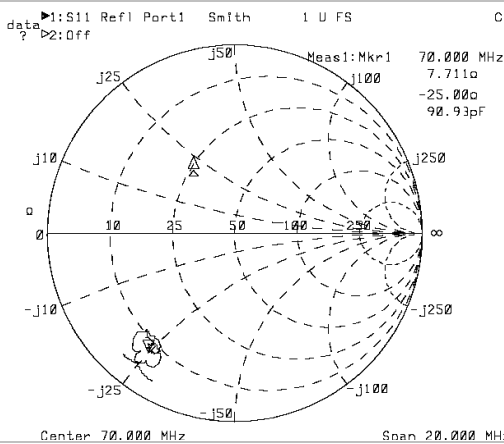
Passband Response



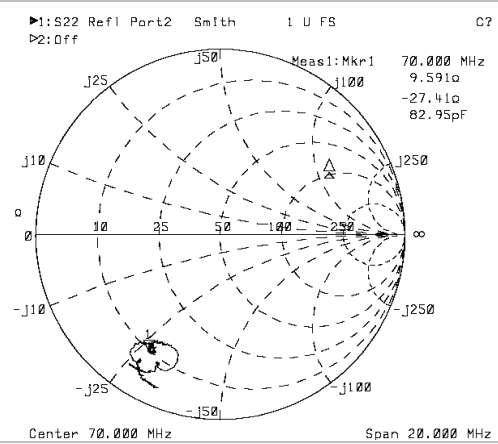
Phase Linearity



Smith Chart S11



Smith Chart S22



SIPAT Co., Ltd.
(CETC No. 26 Research Institute)
Nanping Huayuan Road No. 14
Chongqing, China, 400060

Part Number	SP LBN07084	
Rev. Date	2004-11-19	
Rev.	1.0	Page 3/3