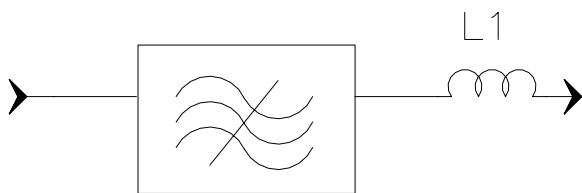


Specifications

Parameter	Unit	Minimum	Typical	Maximum
Center Frequency	MHz	139.9	140	140.1
Insertion Loss	dB		21.5	24
1.5 dB Bandwidth	MHz	19.4	19.5	
25 dB Bandwidth	MHz		20.36	20.4
30 dB Bandwidth	MHz		20.55	21
Group delay Variation($f_0 \pm 7.76\text{MHz}$)	nsec		80	120
Phase Linearity($f_0 \pm 7.76\text{MHz}$)	degree		5	8
Passband Variation	dB		1.1	1.5
Absolute Delay	usec		2.13	2.3
Ultimate Rejection	dB	30	35	
Substrate Material			YZ	
Ambient Temperature	°C		25	
Package Size		DIP2712 (27.0x12.8x4.7mm ³)		

- Notes:**
- All specifications are based on the test circuit shown
 - In production, devices will be tested at room temperature to a guardbanded specification to ensure electrical compliance over temperature
 - Electrical margin has been built into the design to account for the variations due to temperature drift and manufacturing tolerances
 - This is the optimum impedance in order to achieve the performance show

Matching Configuration



L1=68nH

Source/Load Impedance=50 ohm

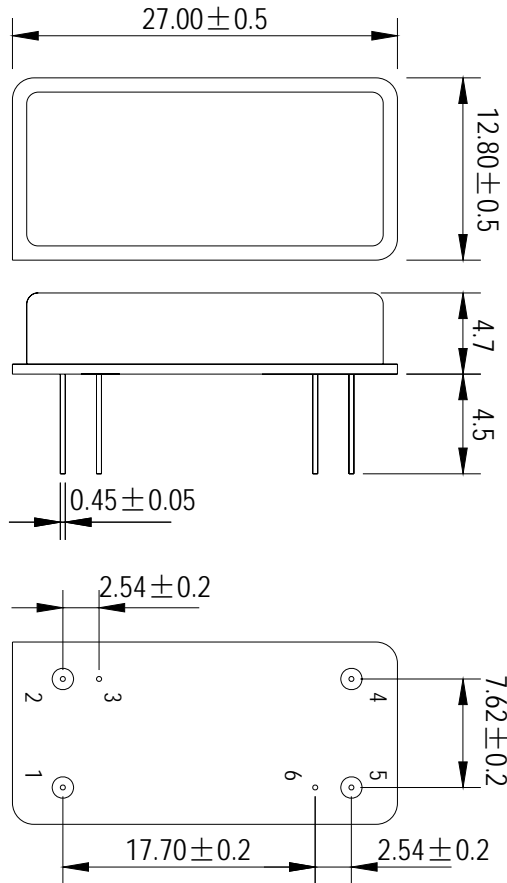
Notes - Component values may change depending on board layout.



SIPAT Co., Ltd.
(CETC No. 26 Research Institute)
Nanping Huayuan Road No. 14
Chongqing, China, 400060

Part Number	LBN14067		
Rev. Date	2005-2-6		
Rev.	1.0	Page 1/3	

Package Dimension

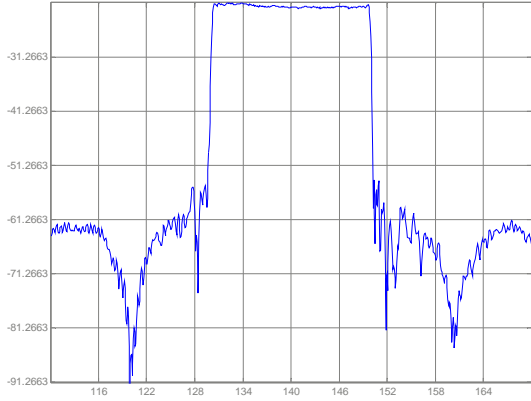


SIPAT Co., Ltd.
(CETC No. 26 Research Institute)
Nanping Huayuan Road No. 14
Chongqing, China, 400060

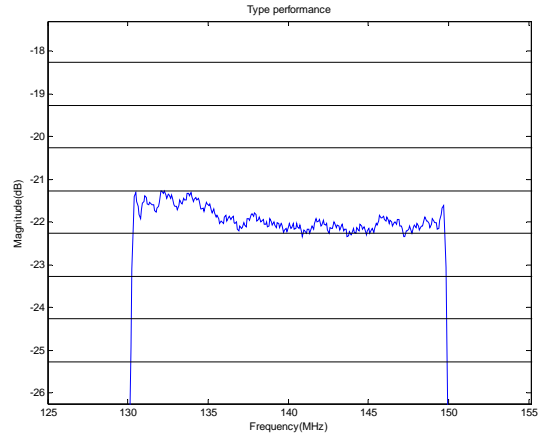
Part Number	LBN14067	
Rev. Date	2005-2-6	
Rev.	1.0	Page 2/3

Typical Performance

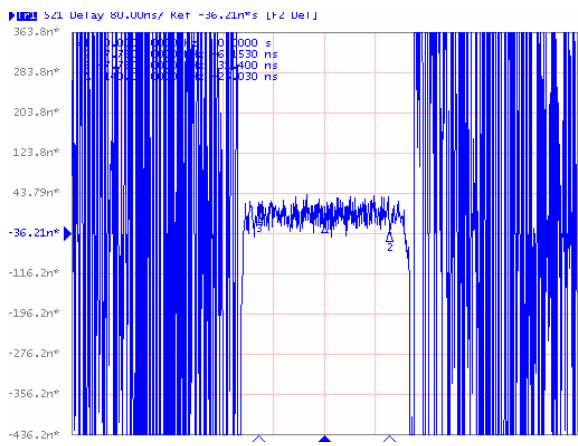
Frequency Respond



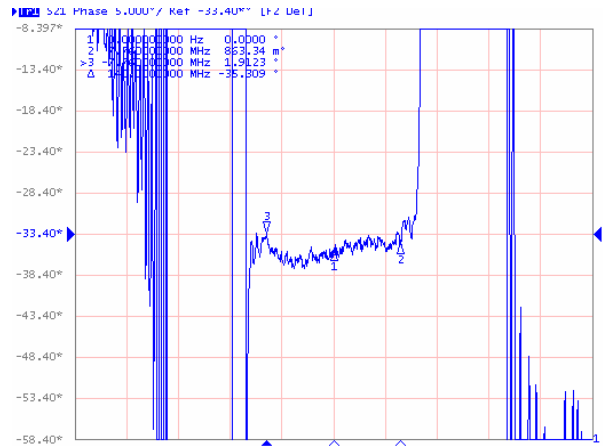
Passband Respond



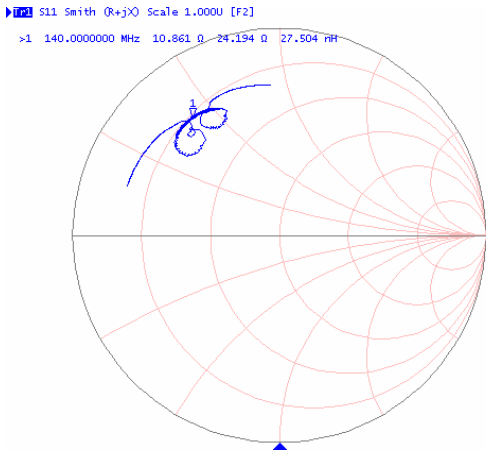
Group Delay Variation($f_0 \pm 7.76\text{MHz}$)



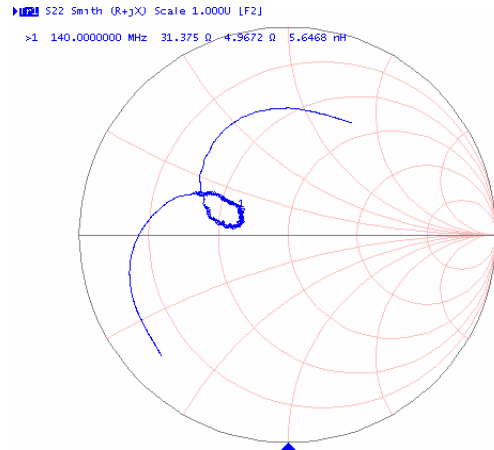
Phase Linearity($f_0 \pm 7.76\text{MHz}$)



Smith S11



Smith S22



SIPAT Co., Ltd.
(CETC No. 26 Research Institute)
Nanping Huayuan Road No. 14
Chongqing, China, 400060

Part Number LBN14067

Rev. Date 2005-2-6

Rev. 1.0

Page 3/3