

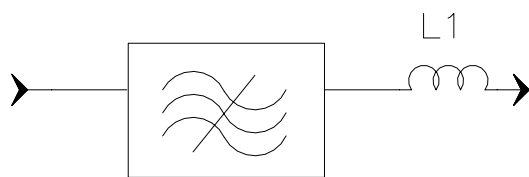
### Specifications

Parameter	Unit	Minimum	Typical	Maximum
Center Frequency	MHz	139.8	140	140.2
Insertion Loss	dB	-	27.5	29
3 dB Bandwidth	MHz	29	29.3	-
40 dB Bandwidth	MHz	-	31.7	32
Passband Variation	dB	-	1	1.5
Absolute Delay	usec	-	1.46	-
Ultimate Rejection	dB	50	55	-
Substrate Material		128-LiNbO3		
Ambient Temperature	°C	25		
Package Size		DIP2212 (22.2x12.8x4.7mm <sup>3</sup> )		

#### Notes:

1. All specifications are based on the test circuit shown
2. In production, devices will be tested at room temperature to a guardbanded specification to ensure electrical compliance over temperature
3. Electrical margin has been built into the design to account for the variations due to temperature drift and manufacturing tolerances
4. This is the optimum impedance in order to achieve the performance show

### Matching Configuration



**L1=56nH**

**Source/Load Impedance=50 ohm**

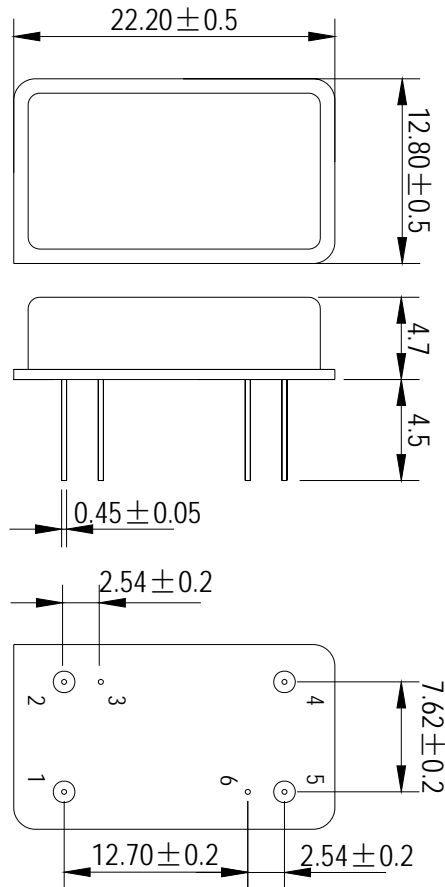
Notes - Component values may change depending on board layout.



**SIPAT Co., Ltd.**  
( CETC No. 26 Research Institute )  
Nanping Huayuan Road No. 14  
Chongqing, China, 400060

Part Number	LBN14070		
Rev. Date	2005-6-8		
Rev.	1.0	Page 1/3	

*Package Dimension*



**Input:1**  
**Output:5**

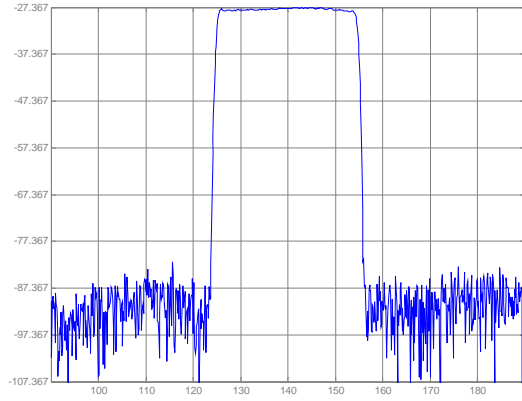


**SIPAT Co., Ltd.**  
( CETC No. 26 Research Institute )  
Nanping Huayuan Road No. 14  
Chongqing, China, 400060

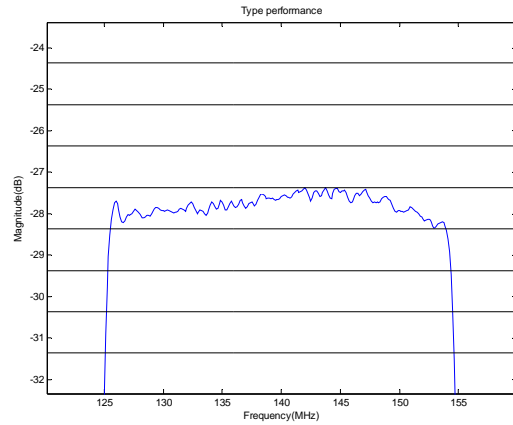
Part Number	LBN14070	
Rev. Date	2005-6-8	
Rev.	1.0	Page 2/3

*Typical Performance*

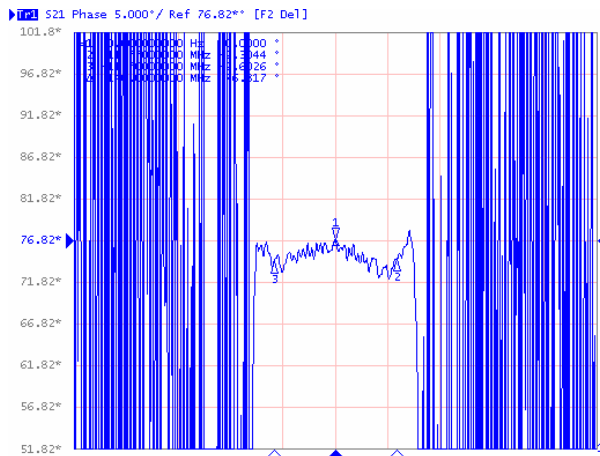
Frequency Respond



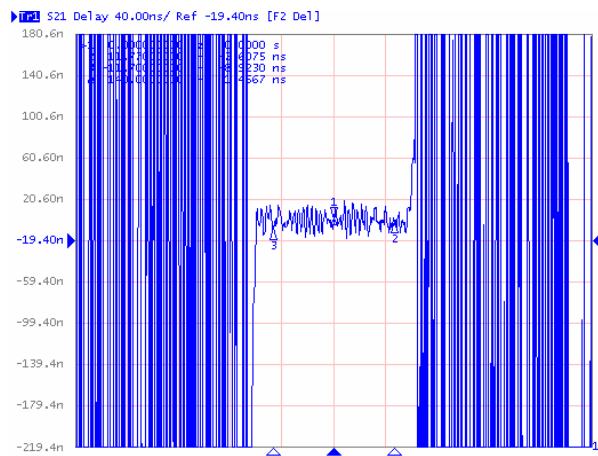
Passband Respond



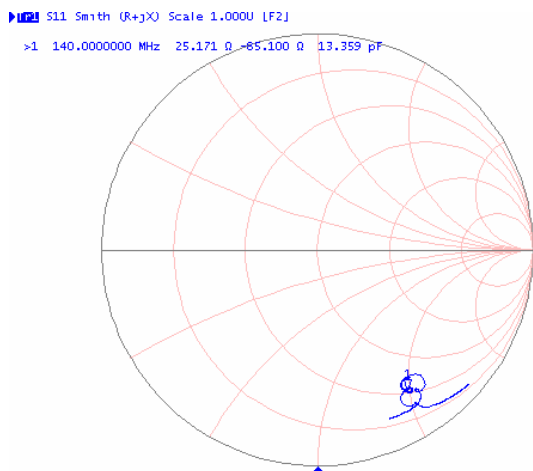
Phase Linearity( $f_0 \pm 11.7\text{MHz}$ )



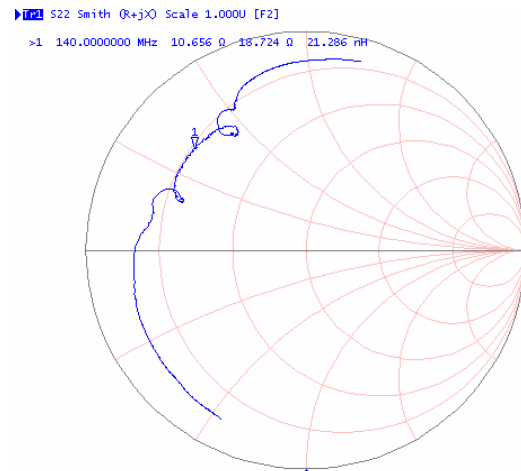
Group Delay Variation( $f_0 \pm 11.7\text{MHz}$ )



Simth Chart S11



Simth Chart S22



**SIPAT Co., Ltd.**  
( CETC No. 26 Research Institute )  
Nanping Huayuan Road No. 14  
Chongqing, China, 400060

Part Number LBN14070

Rev. Date 2005-6-8

Rev. 1.0

Page 3/3