

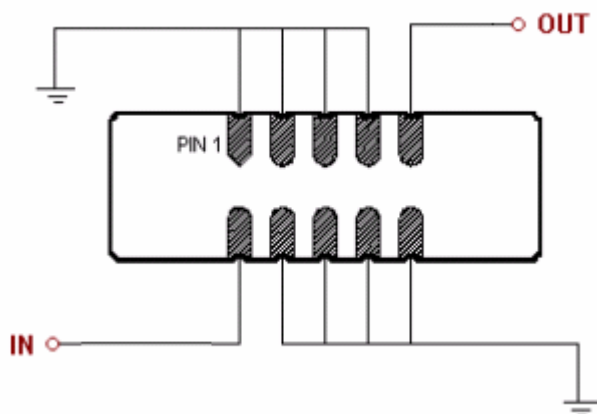
Specifications

Parameter	Unit	Minimum	Typical	Maximum
Center Frequency	MHz	159.9	160	160.1
Insertion Loss	dB		21.5	23
1dB Bandwidth	MHz		9.05	
3 dB Bandwidth	MHz	9.40	9.41	
40dB Bandwidth	MHz		10.8	10.9
Passband Variation	dB		0..8	1
Group Delay Variation(f0±4.4MHz)	nsec		60	100
Absolute Delay	usec		2.66	
Ultimate Rejection	dB	40	43	
Substrate Material		YZLN		
Ambient Temperature	°C	25		
Package Size	24.64mmx8.99mmx1.75mm			

Notes:


1. All specifications are based on the test circuit shown
2. In production, devices will be tested at room temperature to a guardbanded specification to ensure electrical compliance over temperature
3. Electrical margin has been built into the design to account for the variations due to temperature drift and manufacturing tolerances
4. This is the optimum impedance in order to achieve the performance show

Matching Configuration

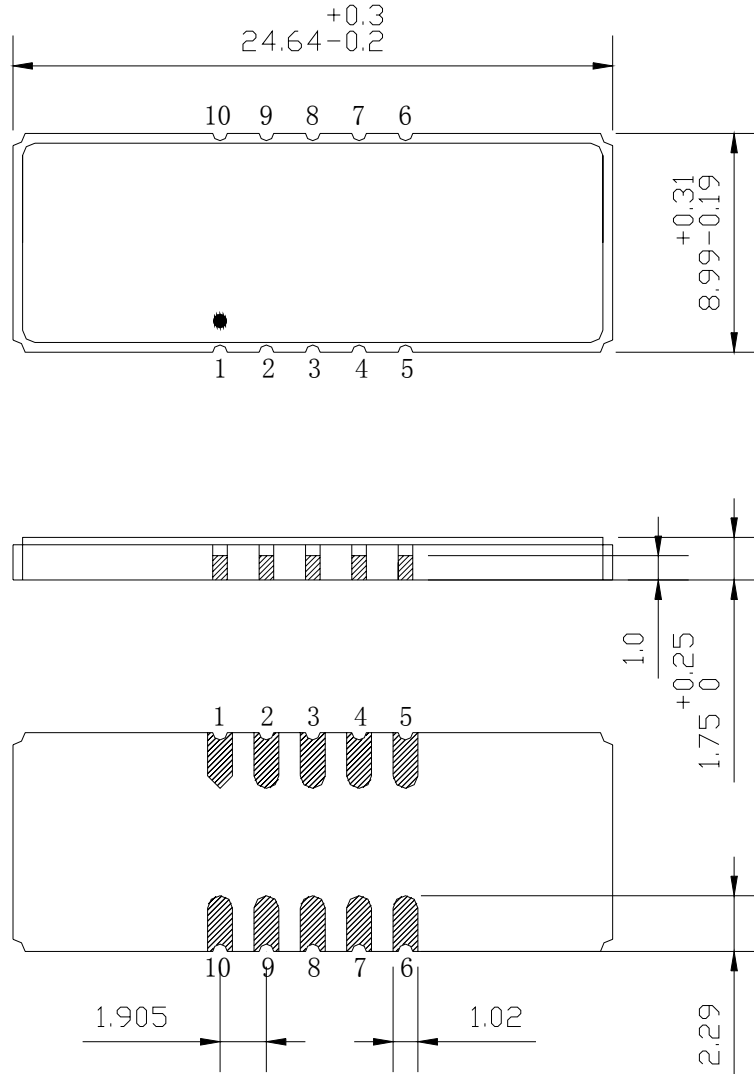


Source/Load Impedance=50 ohm

Notes - Component values may change depending on board layout.

	SIPAT Co., Ltd. (CETC No. 26 Research Institute) Nanping Huayuan Road No. 14 Chongqing, China, 400060	Part Number	LBN16023	
		Rev. Date	2005-4-14	
		Rev.	1.0	Page

Package Dimension

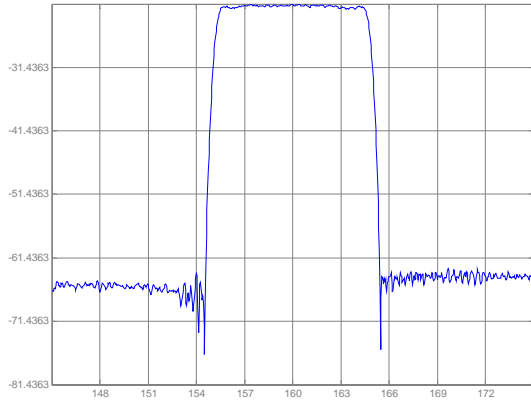


SIPAT Co., Ltd.
(CETC No. 26 Research Institute)
Nanping Huayuan Road No. 14
Chongqing, China, 400060

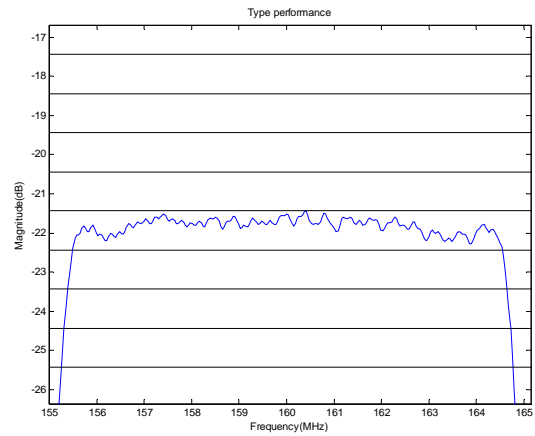
Part Number	LBN16023	
Rev. Date	2005-4-14	
Rev.	1.0	Page 2/3

Typical Performance

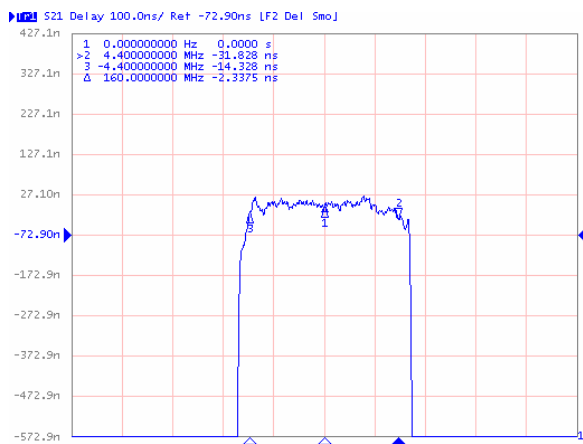
Frequency Respond



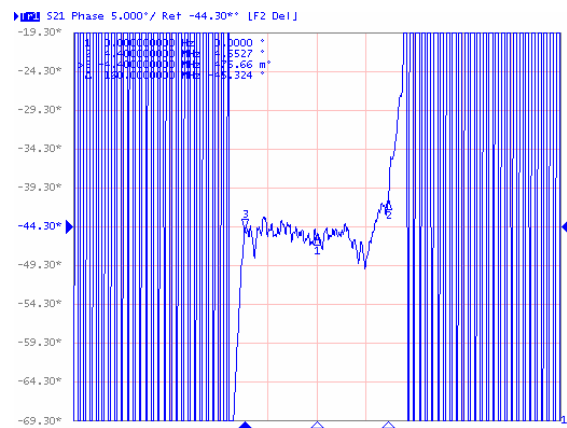
Passband Respond



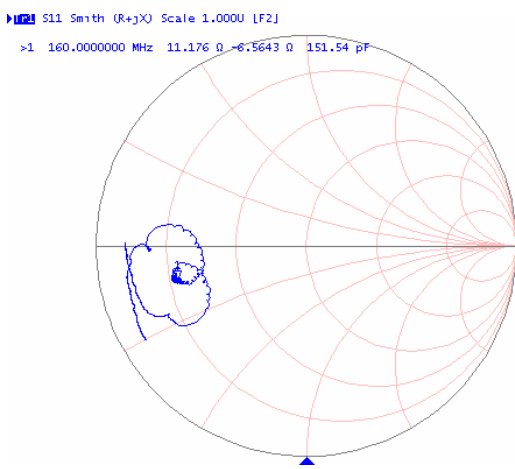
Group Delay Variation($f_0 \pm 4.4$ MHz, smooth)



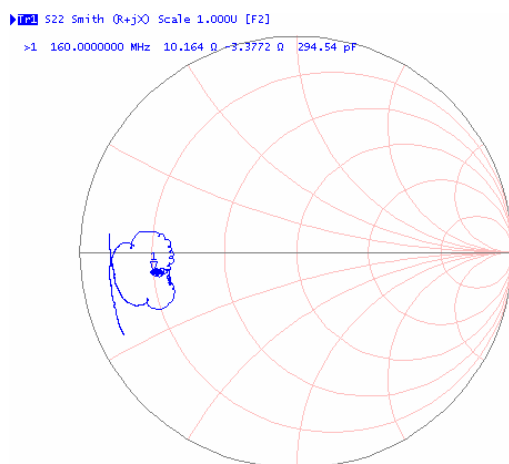
Phase Linearity($f_0 \pm 4.4$ MHz)



Simth Chart S11



Simth Chart S22



SIPAT Co., Ltd.
(CETC No. 26 Research Institute)
Nanning Huayuan Road No. 14
Chongqing, China, 400060

Part Number	LBN16023	
Rev. Date	2005-4-14	
Rev.	1.0	Page 3/3