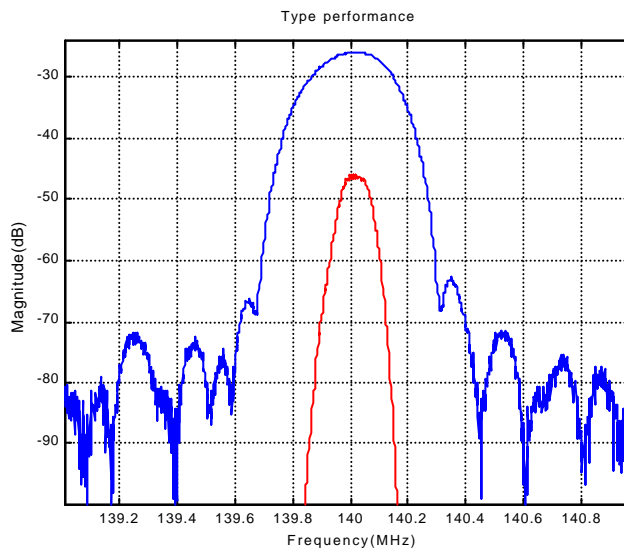


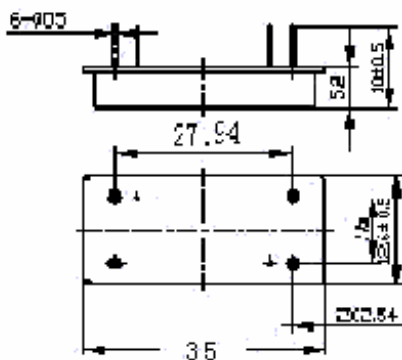


LBS14032 SAW Filter Electrical Characteristic

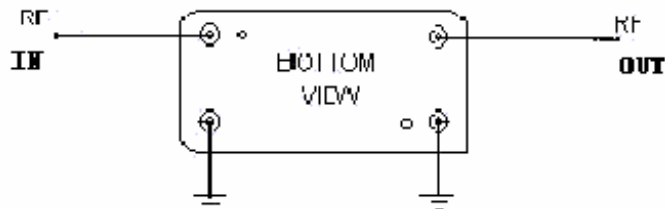
Parameter	Unit	Minimum	Typical	Maximum
Center Frequency	MHz	139.95	140	140.05
Insertion Loss	dB	-	24.0	25
1 dB Bandwidth	MHz		0.15	-
2 dB Bandwidth	MHz	0.20	0.22	-
10 dB Bandwidth	MHz	-	0.39	-
40 dB Bandwidth	MHz	-	0.62	0.80
Passband variation	dB	-	0.2	1.0
Absolute Delay	usec	-	4.61	5.0
Ultimate Rejection	dB	45	50	-
Substrate Material	Quartz			
Ambient Temperature	° C	25		
Package Size	DIP3512(35.0 × 12.6 × 5.2mm ³)			



LBS14032 SAW Filter Electrical Characteristic



Package Outline



Source/Load Impedance=50ohm
 Matching Configuratie