

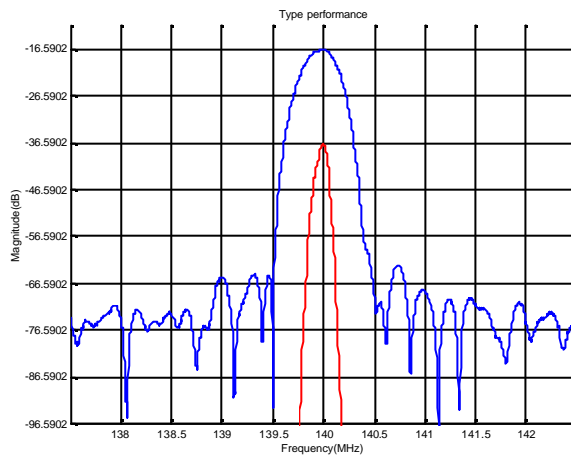


## LBS14036 SAW Filter Electrical Characteristic

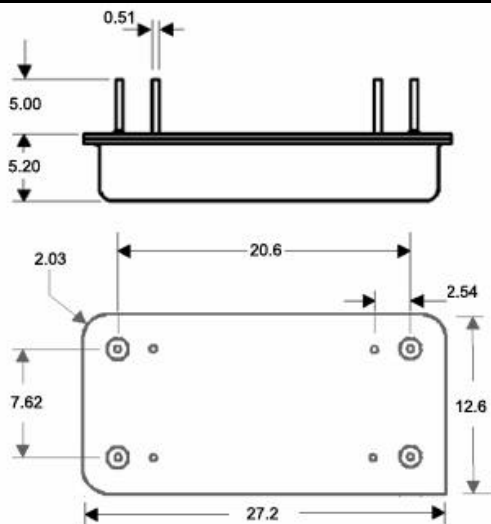
### Specifications

Parameter	Unit	Minimum	Typical	Maximum
<b>Center Frequency</b>	MHz	139.95	140	140.05
<b>Insertion Loss</b>	dB	-	18	21
<b>1.5 dB Bandwidth</b>	MHz	0.185	0.19	
<b>30 dB Bandwidth</b>	MHz		0.79	0.8
<b>35 dB Bandwidth</b>	MHz		0.83	
<b>Passband Variation</b>	dB		0.01	0.5
<b>Absolute Delay</b>	usec	-	2.7	3
<b>Ultimate Rejection</b>	dB	40	42	-
<b>Substrate Material</b>		Quartz		
<b>Ambient Temperature</b>	°C	25		
<b>Center Frequency</b>	DIP2712 (27.2x12.7x5.2mm <sup>3</sup> )			

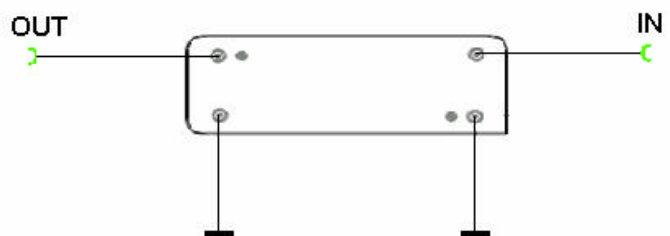
### Typical Performance



### Package Outline



### Matching Configuration



Source/Load Impedance = 50 ohm