

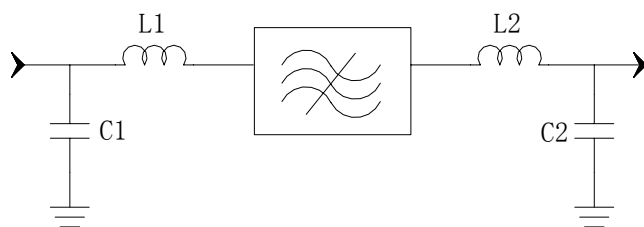
Specifications

Parameter	Unit	Minimum	Typical	Maximum
Center Frequency	MHz	159.95	160	160.05
Insertion Loss	dB	-	22.6	23.5
1 dB Bandwidth	MHz	-	4.18	-
3 dB Bandwidth	MHz	4.3	4.49	-
40 dB Bandwidth	MHz	-	5.59	5.8
Absolute Delay	usec	-	2.43	-
Passband Variation	dB	-	0.6	1
Group delay Variation ($f_0 \pm 1.92\text{MHz}$)	nsec	-	30	200
Ultimate Rejection	dB	45	50	-
Substrate Material		Quartz		
Ambient Temperature	°C	25		
Package Size		DIP2012 (20.3x12.7x5.5mm ³)		

Notes:

1. All specifications are based on the test circuit shown
2. In production, devices will be tested at room temperature to a guardbanded specification to ensure electrical compliance over temperature
3. Electrical margin has been built into the design to account for the variations due to temperature drift and manufacturing tolerances
4. This is the optimum impedance in order to achieve the performance show

Matching Configuration



L1=82nH L2=100nH

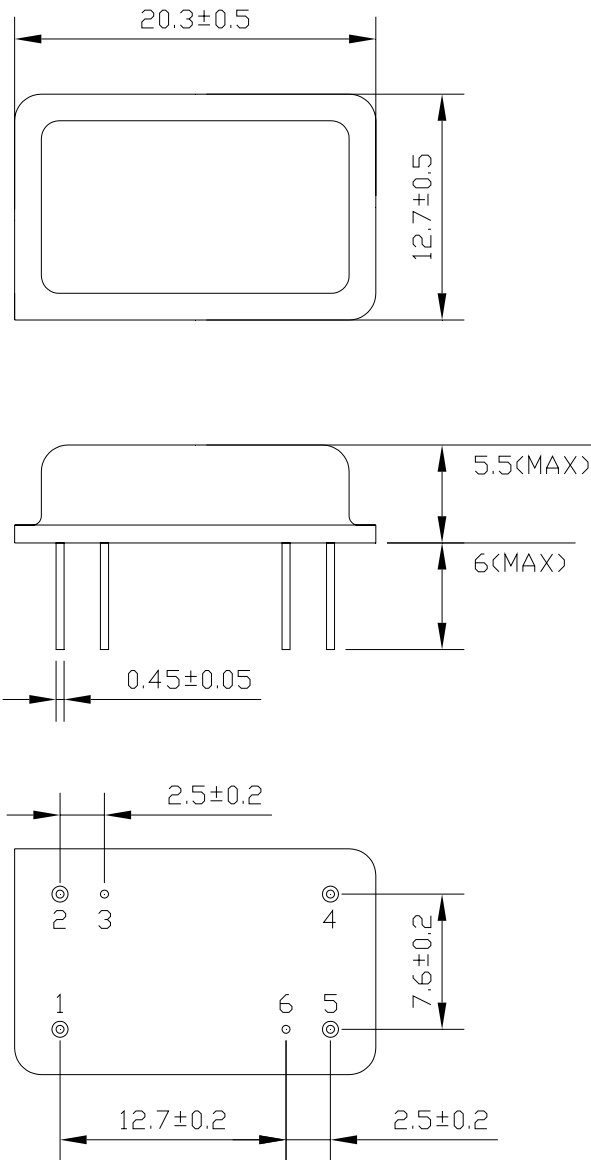
C1=C2=33pF


Source/Load Impedance=50 ohm

Notes - Component values may change depending on board layout.

	SIPAT Co., Ltd. (CETC No. 26 Research Institute) Nanping Huayuan Road No. 14 Chongqing, China, 400060	Part Number	LBS16017	
		Rev. Date	2004-11-1	
		Rev.	1.0	Page

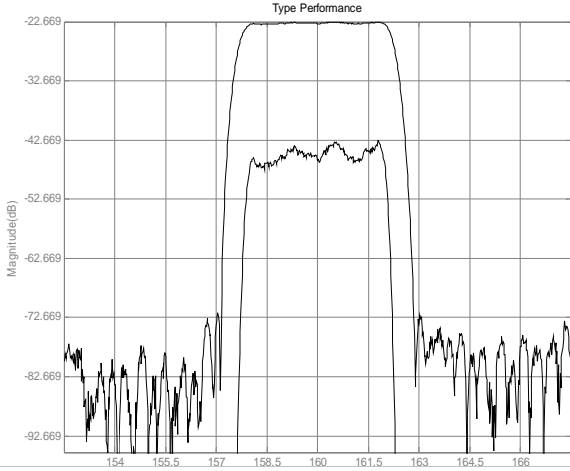
Package Dimension



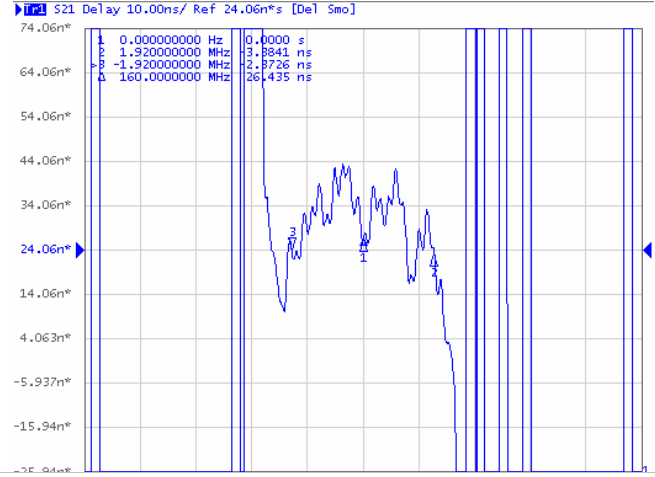
	SIPAT Co., Ltd. (CETC No. 26 Research Institute) Nanping Huayuan Road No. 14 Chongqing, China, 400060	Part Number	LBS16017	
		Rev. Date	2004-11-1	
		Rev.	1.0	Page 2/3

Typical Performance

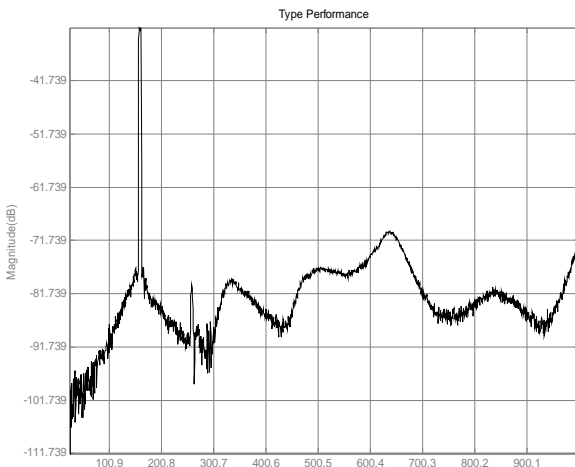
Frequency Respond



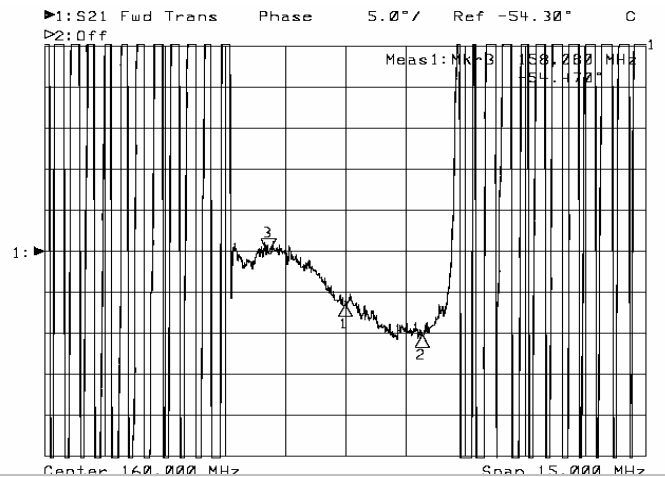
Group delay variation



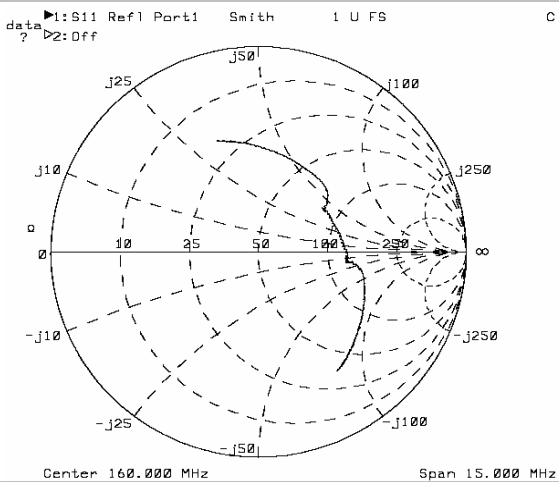
Wideband Respond



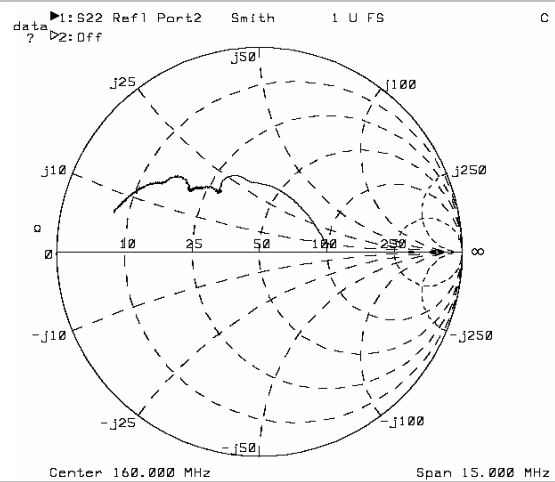
Phase Linearity



Smith Chart S11



Smith Chart S22



SIPAT Co., Ltd.
(CETC No. 26 Research Institute)
Nanping Huayuan Road No. 14
Chongqing, China, 400060

Part Number	LBS16017	
Rev. Date	2004-11-1	
Rev.	1.0	Page 3/3