

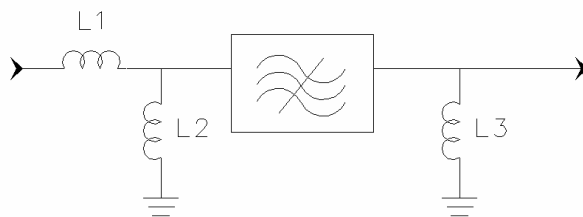
### Specifications

Parameter	Unit	Minimum	Typical	Maximum
Center Frequency	MHz	159.92	160	160.08
Insertion Loss	dB		26.5	28
3dB Bandwidth	MHz	2.8	2.809	
40 dB Bandwidth	MHz		3.28	3.31
50 dB Bandwidth	MHz		3.475	3.5
Passband Variation	dB		0.5	1
Absolute Delay	usec		4.86	4.89
Ultimate Rejection	dB	50	55	
Substrate Material		Quartz		
Ambient Temperature	°C	25		
Package Size		DIP3512 (35.0x12.8x4.7mm <sup>3</sup> )		

**Notes:**

1. All specifications are based on the test circuit shown
2. In production, devices will be tested at room temperature to a guardbanded specification to ensure electrical compliance over temperature
3. Electrical margin has been built into the design to account for the variations due to temperature drift and manufacturing tolerances
4. This is the optimum impedance in order to achieve the performance show

### Matching Configuration



**L1=27nH L2=27nH**

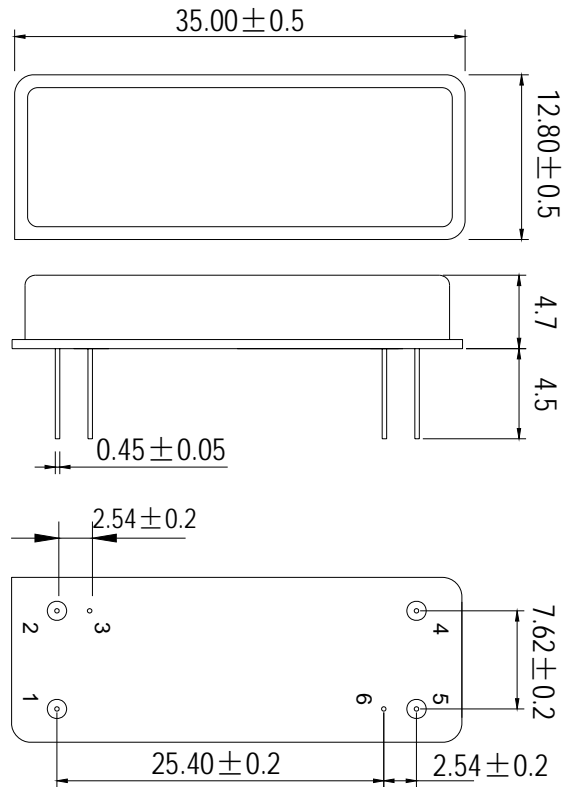
**L3=18nH**

**Source/Load Impedance=50 ohm**

Notes - Component values may change depending on board layout.

	<b>SIPAT Co., Ltd.</b> ( CETC No. 26 Research Institute ) Nanping Huayuan Road No. 14 Chongqing, China, 400060	Part Number	LBS16024	
		Rev. Date	2005-4-1	
		Rev.	1.0	Page

*Package Dimension*

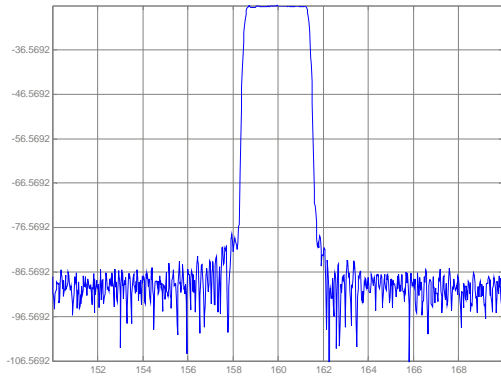


**SIPAT Co., Ltd.**  
( CETC No. 26 Research Institute )  
Nanping Huayuan Road No. 14  
Chongqing, China, 400060

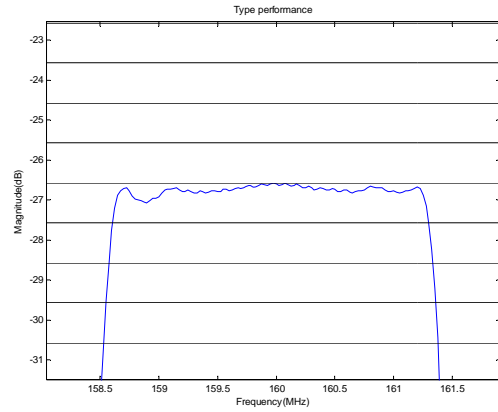
Part Number	LBS16024	
Rev. Date	2005-4-1	
Rev.	1.0	Page 2/3

*Typical Performance*

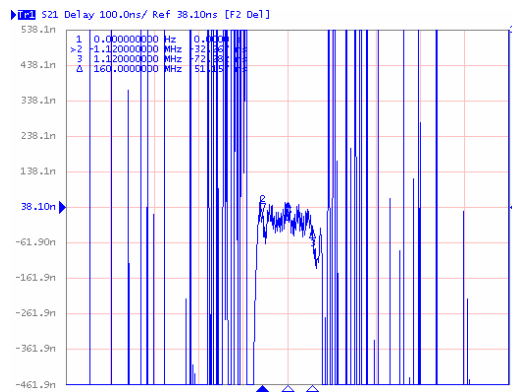
Frequency Respond



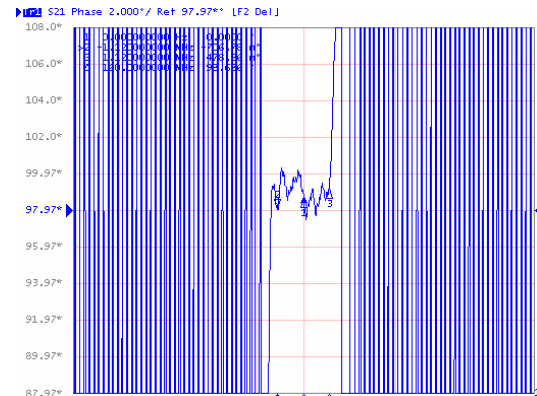
Passband Respond



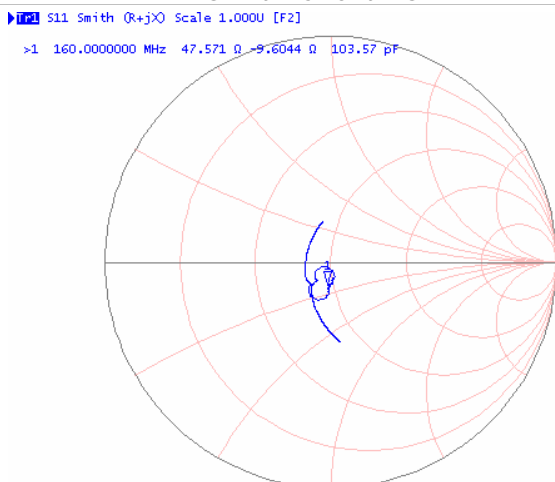
Group Delay Variation( $f_0 \pm 1.12\text{MHz}$ )



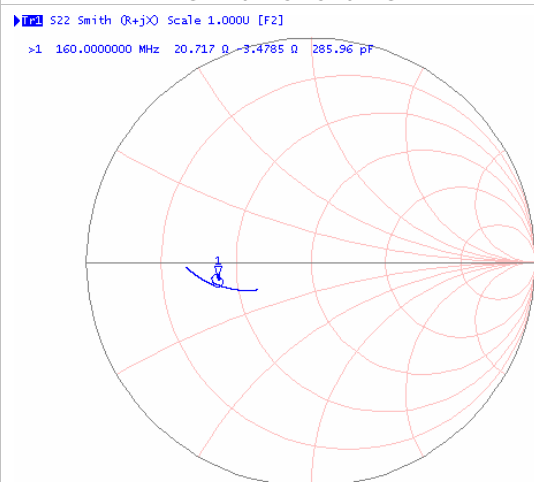
Phase Linearity( $f_0 \pm 1.12\text{MHz}$ )



Smith Chart S11



Smith Chart S22



**SIPAT Co., Ltd.**  
( CETC No. 26 Research Institute )  
Nanping Huayuan Road No. 14  
Chongqing, China, 400060

Part Number LBS16024

Rev. Date 2005-4-1

Rev. 1.0

Page 3/3