



Features

- ◇ For IF SAW filter
- ◇ High attenuation
- ◇ Single-ended operation
- ◇ Dual In-line Package

Specifications

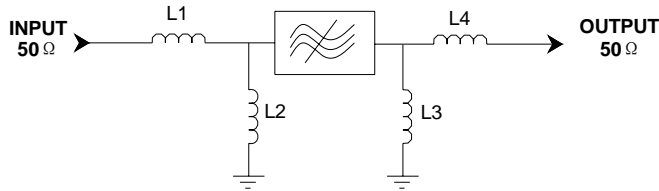
Parameter	Unit	Minimum	Typical	Maximum
Center Frequency	MHz	101.15	101.3	101.45
Insertion Loss	dB	-	24	25
1.5 dB Bandwidth	MHz	5	5.06	-
3 dB Bandwidth	MHz	-	5.19	-
35 dB Bandwidth	MHz	-	5.78	5.8
40 dB Bandwidth	MHz	-	5.82	-
45 dB Bandwidth	MHz	-	5.85	6.2
50 dB Bandwidth	MHz	-	5.88	7
55 dB Bandwidth	MHz	-	5.91	15
Passband Variation	dB	-	1.2	1.5
Absolute Delay	usec	-	4.66	4.8
Ultimate Rejection($f_0 \pm 15\text{MHz}$)	dB	55	68	-
Material Temperature coefficient	KHz/°C	-1.82		
Substrate Material	-	112LT		
Ambient Temperature	°C	25		
Operating Temperature Range	°C	-40	-	+85
Storage Temperature Range	°C	-45	-	+105
DC Voltage	V	0		
Input Power	dBm	-	-	10
ESD Class	-	1		
Package Size	DIP3512 (35.0x12.8x4.7mm3)			

Notes:

1. All specifications are based on the test circuit shown;
2. In production, all specifications are measured by Agilent Network analyzer and full 2 port calibration at room temperature;
3. Electrical margin has been built into the design to account for the variations due to temperature drift and manufacturing tolerances;
4. This is the optimum impedance in order to achieve the performance show.

	SIPAT Co., Ltd. (CETC No.26 Research Institute) #14 Nanping Huayuan Road, Chongqing, China, 400060	Part Number	LBT10103	
		Rev. Date	2007-09-17	
		Ver.	1.0	Page 1/3

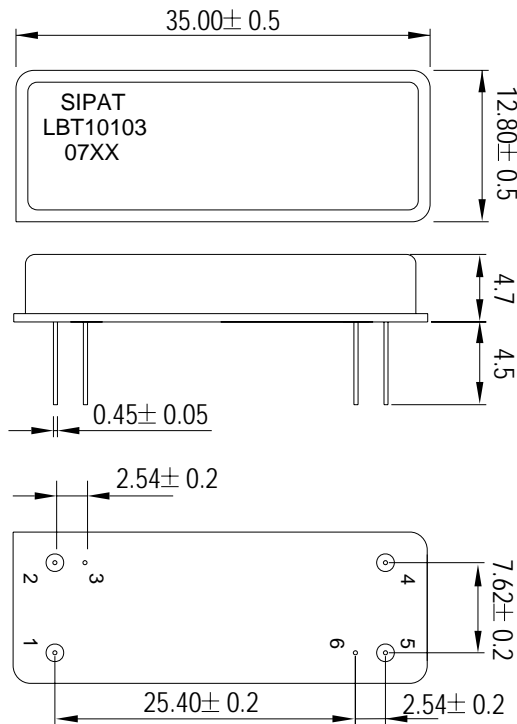
Matching Configuration



L1=L4=47nH
L2=L3=39nH
Source/Load Impedance=50 ohm

Notes - Component values may change depending
on board layout.

Package Dimension



Pad Configuration:

Input 1
Output 5
Ground All Others

Marking Configuration:

1) SIPAT: Manufacturer Name
2) LBT10103: Part Number
3) 07XX: Date Code

Package: DIP3512

Unit: mm



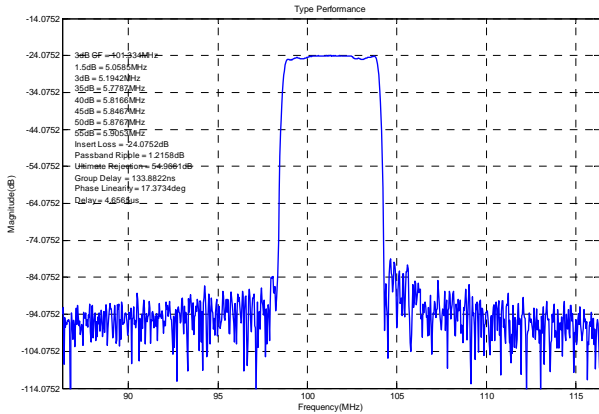
SIPAT Co., Ltd.
(CETC No.26 Research Institute)
#14 Nanping Huayuan Road,
Chongqing, China, 400060

Part Number	LBT10103	
Rev. Date	2007-09-17	
Ver.	1.0	Page 2/3



Typical Performance

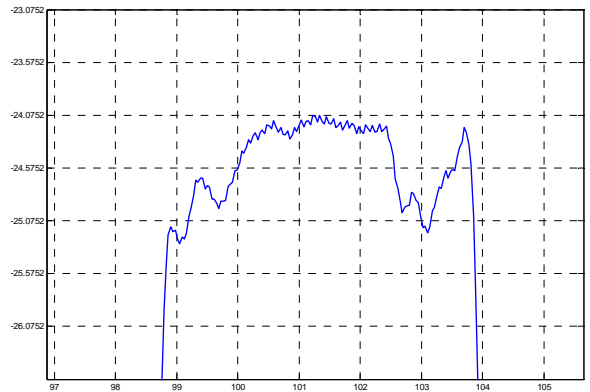
Frequency Respond



Horizontal: 5MHz/Div

Vertical: 10dB/Div

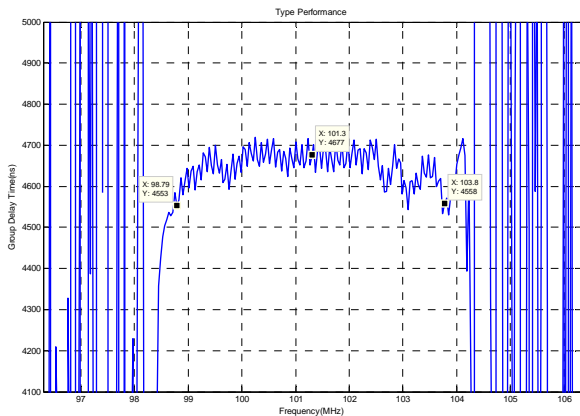
Passband Respond



Horizontal: 1MHz/Div

Vertical: 0.5dB/Div

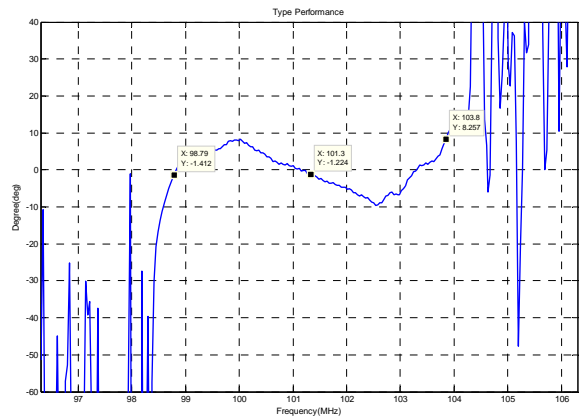
Group Delay Variation(f0±2.5MHz)



Horizontal: 1MHz/Div

Vertical: 100ns/Div

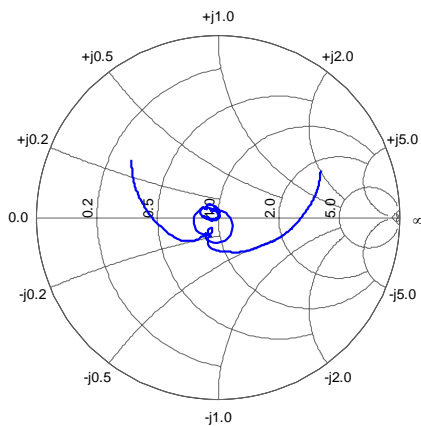
Phase Linearity(f0±2.5MHz)



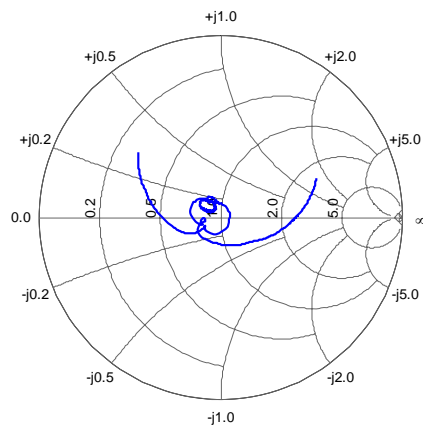
Horizontal: 1MHz/Div

Vertical: 10deg/Div

Smith Chart S11



Smith Chart S22



SIPAT Co., Ltd.
(CETC No.26 Research Institute)
#14 Nanping Huayuan Road,
Chongqing, China, 400060

Part Number

LBT10103

Rev. Date

2007-09-17

Ver.

1.0

Page 3/3