

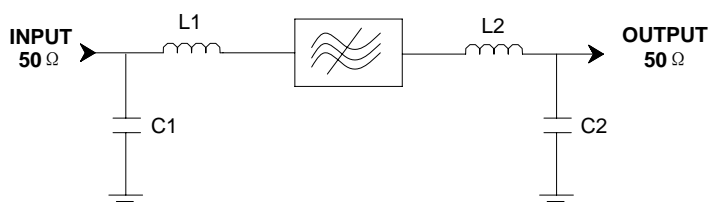
Specifications

Parameter	Unit	Minimum	Typical	Maximum	
Center Frequency	MHz	117.8	117.9	118	
Insertion Loss	dB	-	25.8	28	
3 dB Bandwidth	MHz	7.5	7.6	-	
40 dB Bandwidth	MHz	-	8.35	-	
50 dB Bandwidth	MHz	-	8.41	-	
Passband Variation	dB	-	1	1.2	
Absolute Delay	usec	-	3.92	4	
Ultimate Rejection	$f_0 \pm 4.2\text{MHz}$	dB	35	63	-
	$f_0 \pm 4.4\text{MHz}$	dB	45	61	-
	$f_0 \pm 4.8\text{MHz}$	dB	50	62	-
	$f_0 \pm 8.8\text{MHz}$	dB	55	68	-
Material Temperature coefficient	KHz/°C	-2.12			
Ambient Temperature	°C	25			
Package Size	DIP3512 (35.0x12.8x4.7mm3)				

Notes:

1. All specifications are based on the test circuit shown
2. In production, devices will be tested at room temperature to a guardbanded specification to ensure electrical compliance over temperature
3. Electrical margin has been built into the design to account for the variations due to temperature drift and manufacturing tolerances
4. This is the optimum impedance in order to achieve the performance show

Matching Configuration



L1=L2=47nH
C1=82pF C2=56pF
Source/Load Impedance=50 ohm

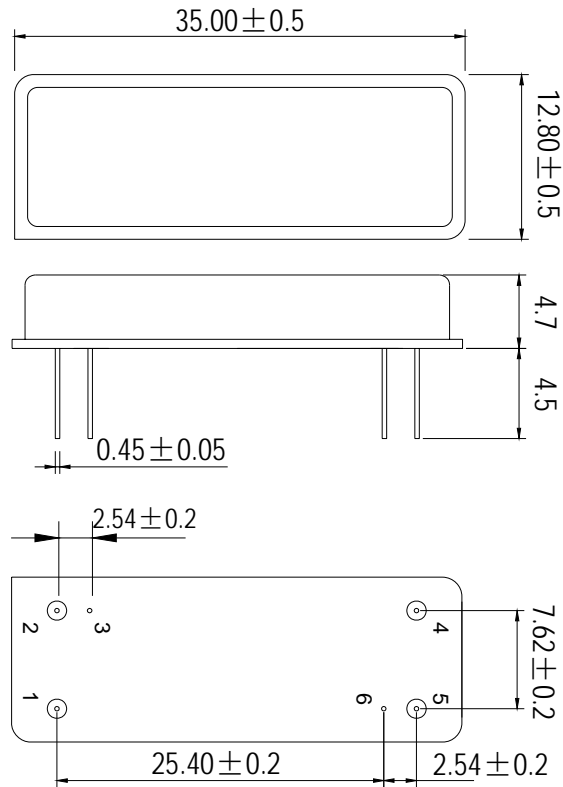
Notes - Component values may change depending on board layout.



SIPAT Co., Ltd.
(CETC No. 26 Research Institute)
Nanping Huayuan Road No. 14
Chongqing, China, 400060

Part Number	LBT11801	
Rev. Date	2006-8-6	
Rev.	1.0	Page 1/3

Package Dimension



Input	1
Output	5
Ground	2, 3, 4, 6

Package: DIP3512

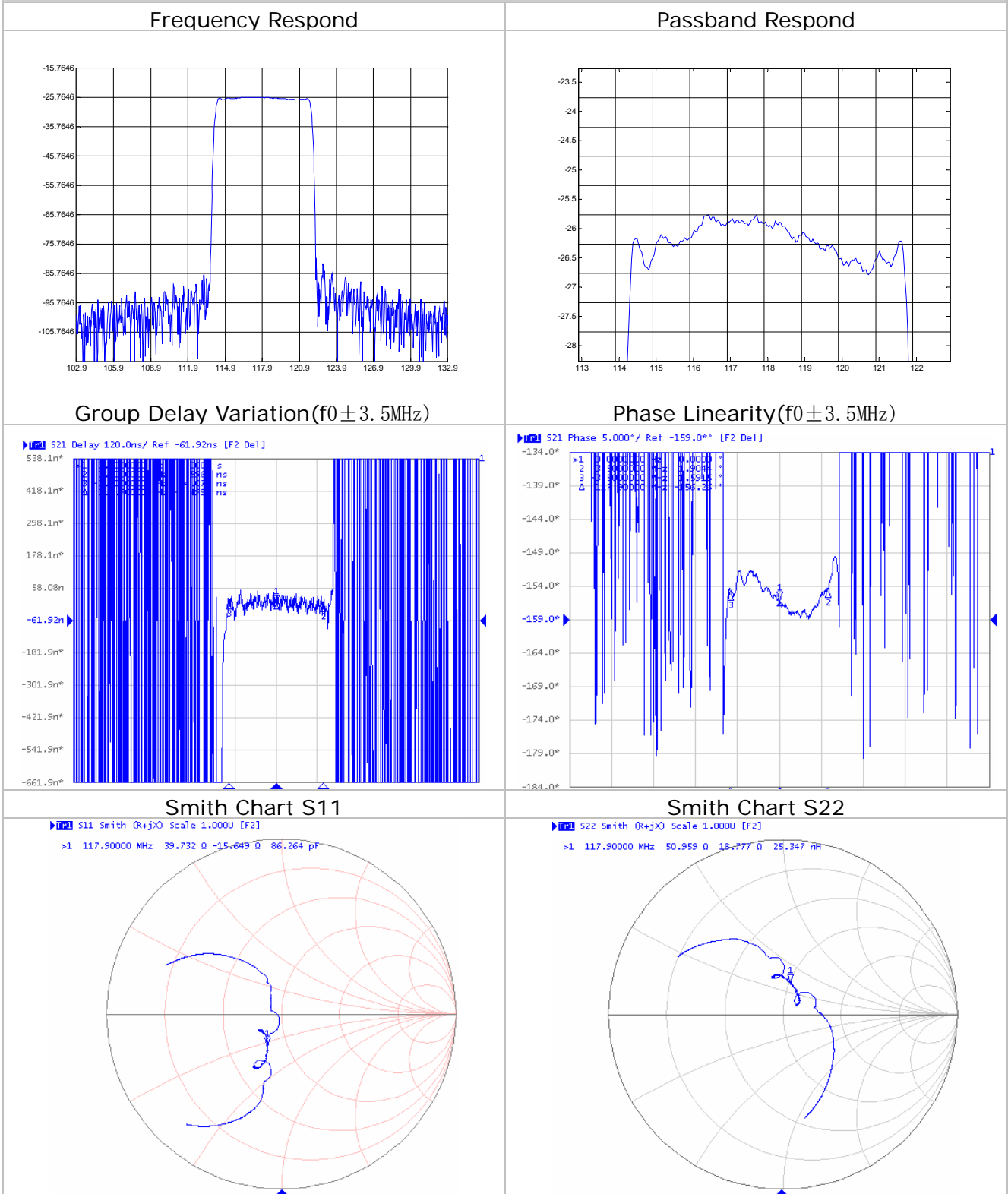
Unit: mm



SIPAT Co., Ltd.
(CETC No. 26 Research Institute)
Nanping Huayuan Road No. 14
Chongqing, China, 400060

Part Number	LBT11801	
Rev. Date	2006-8-6	
Rev.	1.0	Page 2/3

Typical Performance



SIPAT Co., Ltd.
(CETC No. 26 Research Institute)
Nanping Huayuan Road No. 14
Chongqing, China, 400060

Part Number	LBT11801	
Rev. Date	2006-8-6	
Rev.	1.0	Page 3/3