



Features

- ◇ For IF SAW filter
- ◇ High attenuation
- ◇ Single-ended operation
- ◇ Dual In-line Package
- ◇ RoHS compliant (2002/95/EC), Pb-free

Specifications

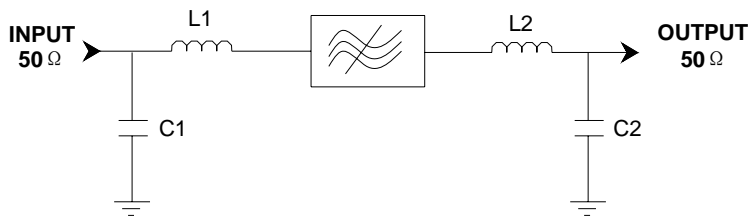
Parameter	Unit	Minimum	Typical	Maximum
Center Frequency	MHz	159.8	160	160.2
Insertion Loss	dB	-	24	26
1 dB Bandwidth	MHz	4.6	4.78	-
3 dB Bandwidth	MHz	5	5.1	-
40 dB Bandwidth	MHz	-	6.36	6.6
Passband Variation	dB	-	0.6	1
Absolute Delay	usec	-	2.68	-
Group Delay Variation(f0±2MHz)	nsec	-	100	200
Ultimate Rejection	dB	50	66	-
Material Temperature coefficient	KHz/°C	-2.88		
Substrate Material	-	112LT		
Ambient Temperature	°C	25		
Operating Temperature Range	°C	-40	-	+85
Storage Temperature Range	°C	-45	-	+105
DC Voltage	V	0		
Input Power	dBm	-	-	10
ESD Class	-	1		
Package Size	DIP2212 (22.2x12.8x4.7mm3)			

Notes:

1. All specifications are based on the test circuit shown;
2. In production, all specifications are measured by Agilent Network analyzer and full 2 port calibration at room temperature;
3. Electrical margin has been built into the design to account for the variations due to temperature drift and manufacturing tolerances;
4. This is the optimum impedance in order to achieve the performance show.

	SIPAT Co., Ltd. (CETC No.26 Research Institute) #14 Nanping Huayuan Road, Chongqing, China, 400060	Part Number	LBT16015	
		Rev. Date	2007-12-21	
		Ver.	2.0	Page 1/3

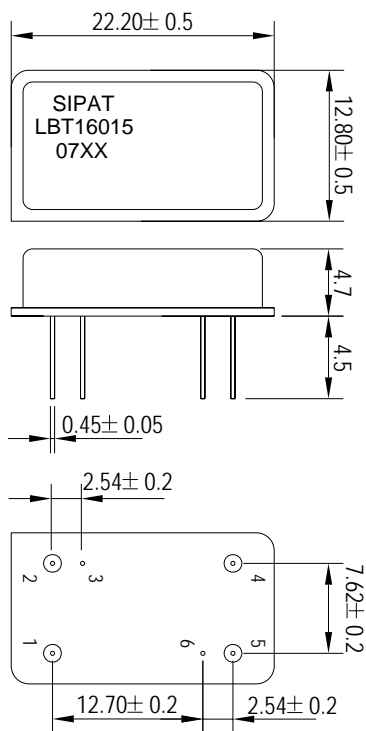
Matching Configuration



L1=15nH L2=10nH
C1=C2=39pF
Source/Load Impedance=50 ohm

Notes - Component values may change depending
on board layout.

Package Dimension



Pad Configuration:

Input 1
Output 5
Ground All Others

Marking Configuration:

1) SIPAT: Manufacturer Name
2) LBT16015: Part Number
3) 07XX: Date Code

Package: DIP3512

Unit: mm



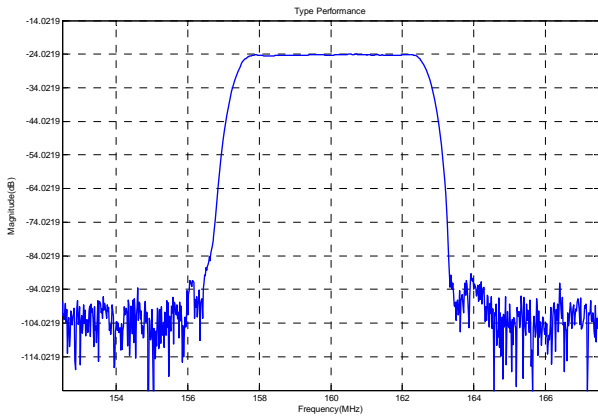
SIPAT Co., Ltd.
(CETC No.26 Research Institute)
#14 Nanping Huayuan Road,
Chongqing, China, 400060

Part Number	LBT16015	
Rev. Date	2007-12-21	
Ver.	2.0	Page 2/3



Typical Performance

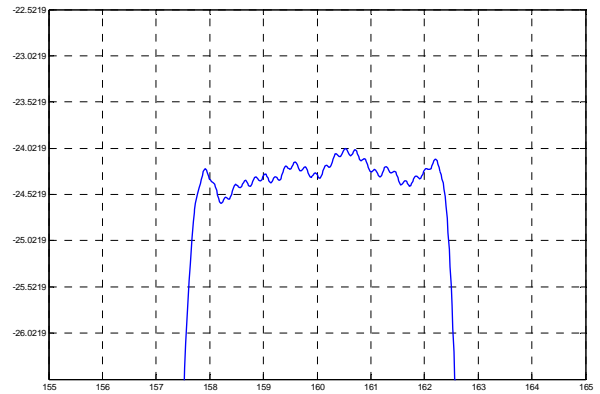
Frequency Respond



Horizontal: 2MHz/Div

Vertical: 10dB/Div

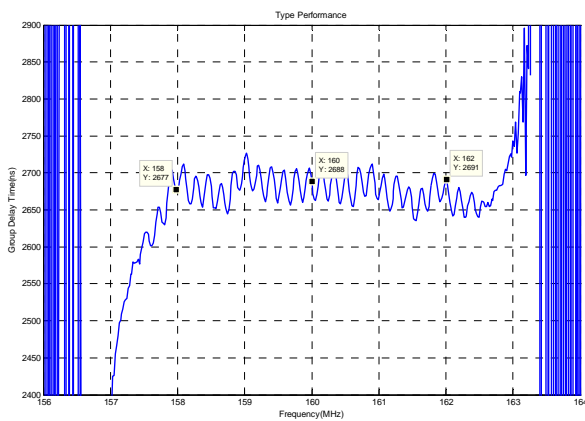
Passband Respond



Horizontal: 1MHz/Div

Vertical: 0.5dB/Div

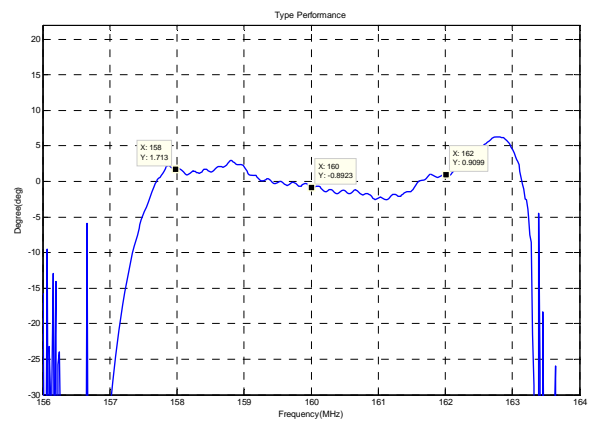
Group Delay Variation($f_0 \pm 2\text{MHz}$)



Horizontal: 1MHz/Div

Vertical: 50ns/Div

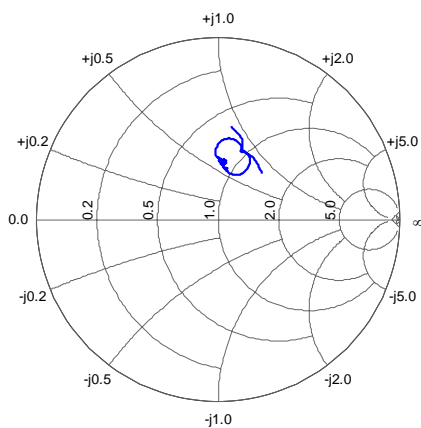
Phase Linearity($f_0 \pm 2\text{MHz}$)



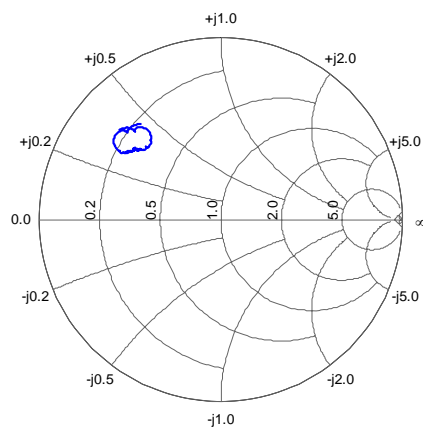
Horizontal: 1MHz/Div

Vertical: 5deg/Div

Smith Chart S11



Smith Chart S22



SIPAT Co., Ltd.
(CETC No.26 Research Institute)
#14 Nanping Huayuan Road,
Chongqing, China, 400060

Part Number

LBT16015

Rev. Date

2007-12-21

Ver.

2.0

Page 3/3