

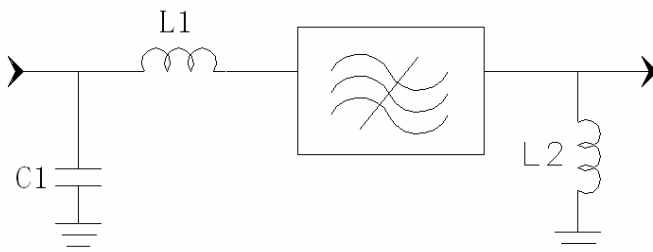
Specifications

Parameter	Unit	Minimum	Typical	Maximum
Center Frequency	MHz	159.9	160	160.1
Insertion Loss	dB	-	25.8	30
1 dB Bandwidth	MHz	8.95	9.05	-
3 dB Bandwidth	MHz	9.25	9.4	-
40 dB Bandwidth	MHz	-	10.56	10.8
50 dB Bandwidth	MHz	-	10.71	-
Passband Variation($f_0 \pm 4.375\text{MHz}$)	dB	-	0.8	1.0
Absolute Delay	usec	-	3.1	-
Group Delay Variation($f_0 \pm 4.375\text{MHz}$)	nsec	-	60	100
Ultimate Rejection	dB	50	56	-
Material Temperature coefficient	KHz/°C	-2.88		
Ambient Temperature	°C	25		
Package Size	DIP3512 (35.0x12.8x4.7mm3)			

Notes:

1. All specifications are based on the test circuit shown
2. In production, devices will be tested at room temperature to a guardbanded specification to ensure electrical compliance over temperature
3. Electrical margin has been built into the design to account for the variations due to temperature drift and manufacturing tolerances
4. This is the optimum impedance in order to achieve the performance show

Matching Configuration



L1=22nH L2=15nH
C1=33pF
Source/Load Impedance=50 ohm

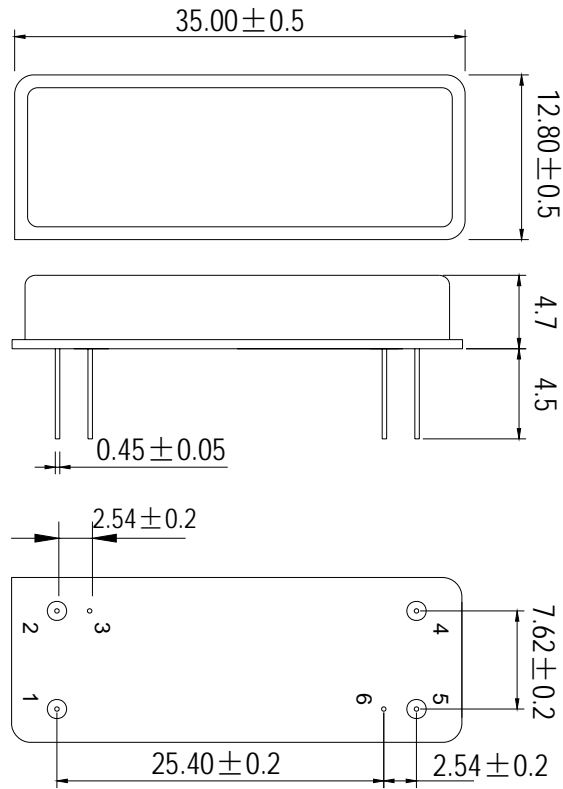
Notes - Component values may change depending on board layout.



SIPAT Co., Ltd.
(CETC No. 26 Research Institute)
Nanping Huayuan Road No. 14
Chongqing, China, 400060

Part Number	LBT16034		
Rev. Date	2005-12-15		
Rev.	1.0	Page 1/3	

Package Dimension



Input:1
Output:5

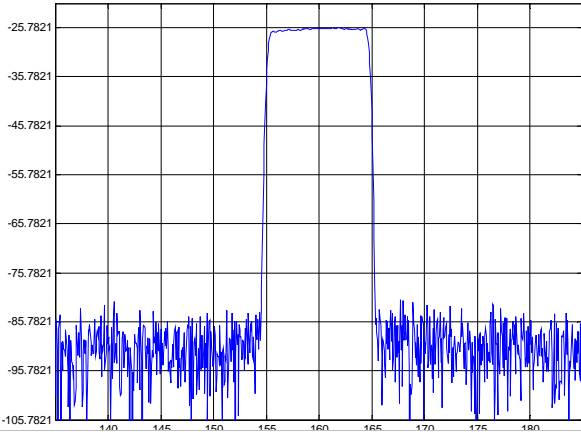


SIPAT Co., Ltd.
(CETC No. 26 Research Institute)
Nanping Huayuan Road No. 14
Chongqing, China, 400060

Part Number	LBT16034	
Rev. Date	2005-12-15	
Rev.	1.0	Page 2/3

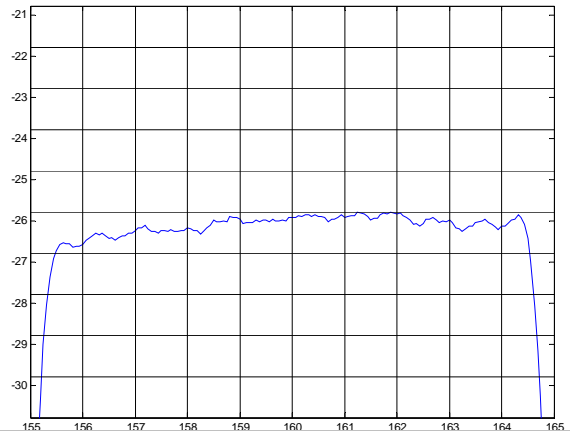
Typical Performance

Frequency Respond

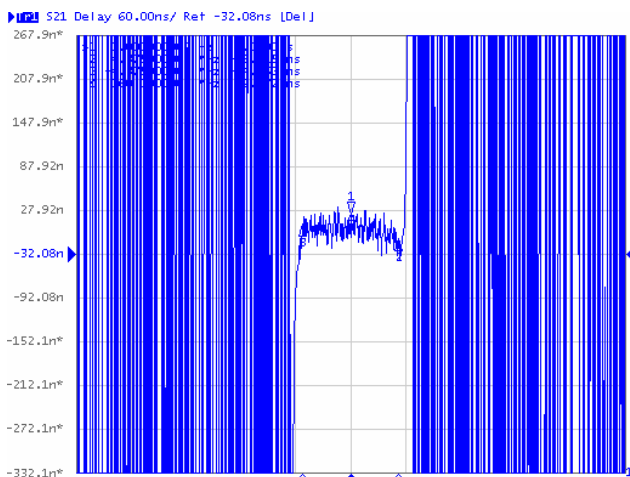


Group Delay Variation($f_0 \pm 4.375\text{MHz}$)

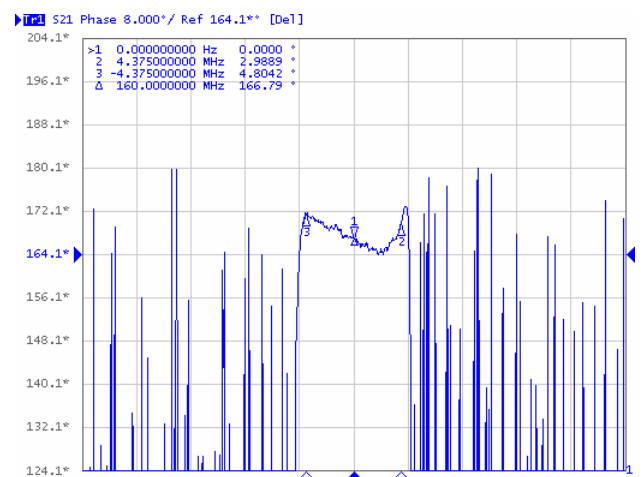
Passband Respond



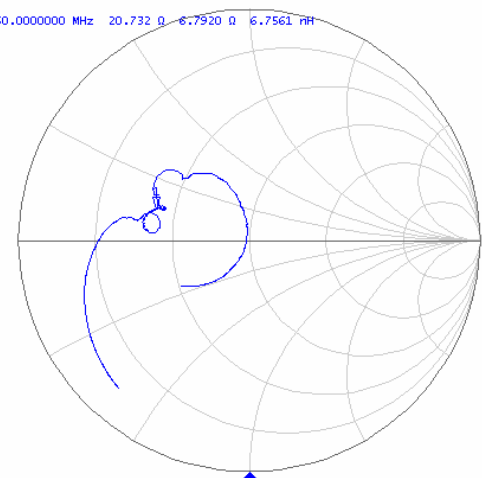
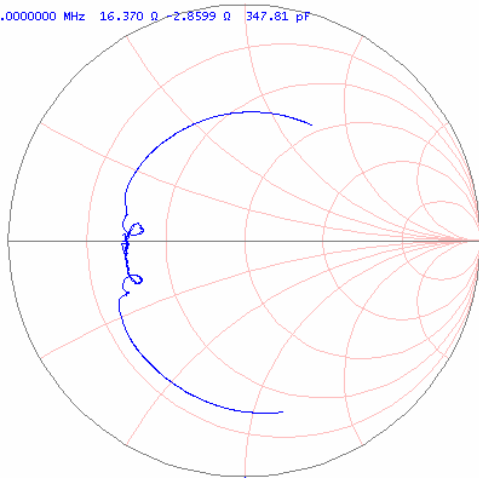
Phase Linearity($f_0 \pm 4.375\text{MHz}$)



Smith Chart S11



Smith Chart S22



SIPAT Co., Ltd.
(CETC No. 26 Research Institute)
Nanping Huayuan Road No. 14
Chongqing, China, 400060

Part Number	LBT16034	
Rev. Date	2005-12-15	
Rev.	1.0	Page 3/3