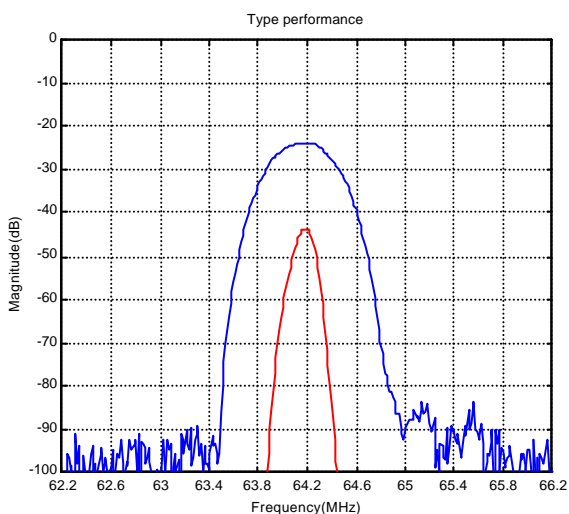


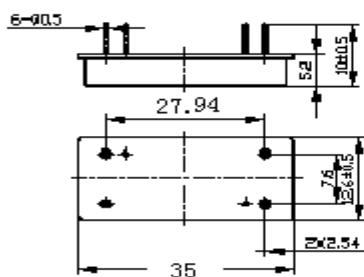


SP64.2SAW Filter Electrical Characteristic

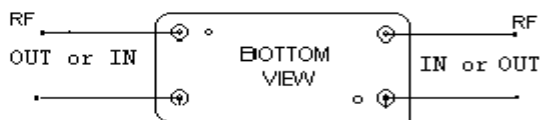
Parameter	Unit	Minimum	Typical	Maximum
Center Frequency	MHz	64.15	64.2	64.25
Insertion Loss	dB		23.3	25
3 dB Bandwidth	MHz	0.4	0.425	
50dB Bandwidth	MHz		1.3	1.4
Passband variation	dB		0.2	0.4
Absolute Delay	usec		3.67	4
Ultimate Rejection	dB	50	55	
Substrate Material		QZ		
Ambient Temperature	° C	25		
Package Size	DIP3512 (35x12.6x5.2mm <sup>3</sup> )			



SP64.2 SAW Filter Typical Performance



Package Outline



Source/Load Impedance=50ohm

Matching Configurate